



GT46/45/168

**ROAD TRAFFIC REGULATION ACT 1984 – SECTIONS 64 AND 65  
AUTHORISATION OF TRAFFIC SIGNS AND SPECIAL DIRECTIONS**

The Secretary of State for Transport, in exercise of his powers under Sections 64 and 65 of the Road Traffic Regulation Act 1984 and of all other powers enabling him in that behalf, for the purpose of informing road users of a Restricted Zone in Godalming town centre, Godalming, Surrey, hereby:-

1. authorises the erection at or within 5 metres of the sites marked with a red cross on the attached schedule of plans numbered GT46/45/168 (pt1)-1f of a traffic sign (hereinafter referred to as "the authorised sign A") conforming as to size, colour and character with that shown on the attached drawing numbered NP663.2; and
2. authorises the erection at or within 5 metres of the sites marked with an black cross on the said plan of a traffic sign (hereinafter referred to as "the authorised sign B") conforming as to size, colour and character with that shown on the attached drawing numbered NP637.4; and
3. authorises the erection at or within 5 metres of the sites marked with a blue cross on the said plan of a traffic sign (hereinafter referred to as "the authorised sign C") conforming as to size, colour and character with that shown on the attached drawing numbered NP664.1; and
4. directs that the authorised sign B may be placed without the road markings to diagram 1018.1 in Schedule 6 of the Traffic Signs Regulations 2002 (Part II of SI 2002/3113 "the 2002 Regulations"); and



GT46/45/168

5. directs, that it is a condition of this authorisation that the authorised signs A, B and C only be placed to indicate the effect of a corresponding Traffic Regulation Order; and
6. directs, without prejudice to any statutory provision to the like effect, that it is a condition of this authorisation that the placing of the authorised signs A, B and C at or near the said sites shall continue to have effect only until such day as may be appointed by one month's notice given by the Secretary of State in writing to the traffic authority for the removal or alteration of the authorised signs A, B and C and on that day the said authorisation shall, without prejudice to the giving of any further authorisation or direction, cease to have effect.

The provisions of Regulations 12, 17, 18 and 19 of the 2002 Regulations shall apply to the authorised sign A in the same manner as they apply to the sign shown in diagram 663.1 in Schedule 2 to those Regulations.

The provisions of Regulations 12, 17, 18 and 19 of the 2002 Regulations shall apply to the authorised sign B in the same manner as they apply to the sign shown in diagram 637.2 in Schedule 2 to those Regulations.




GT46/45/113

The provisions of Regulations 12, 17, 18 and 19 of the 2002 Regulations shall apply to the authorised sign C in the same manner as they apply to the sign shown in diagram 664 in Schedule 2 to those Regulations.

Dated... 24 September ..... 2009  
Signed by authority of the Secretary of State

..... G. S. Hanson .....  
A Grade 7 Official of the Department for Transport





Drawing No.  
NP 663.2  
Sheet 1 of 2

Before using this drawing, confirm  
that it has not been superseded.

© CROWN COPYRIGHT

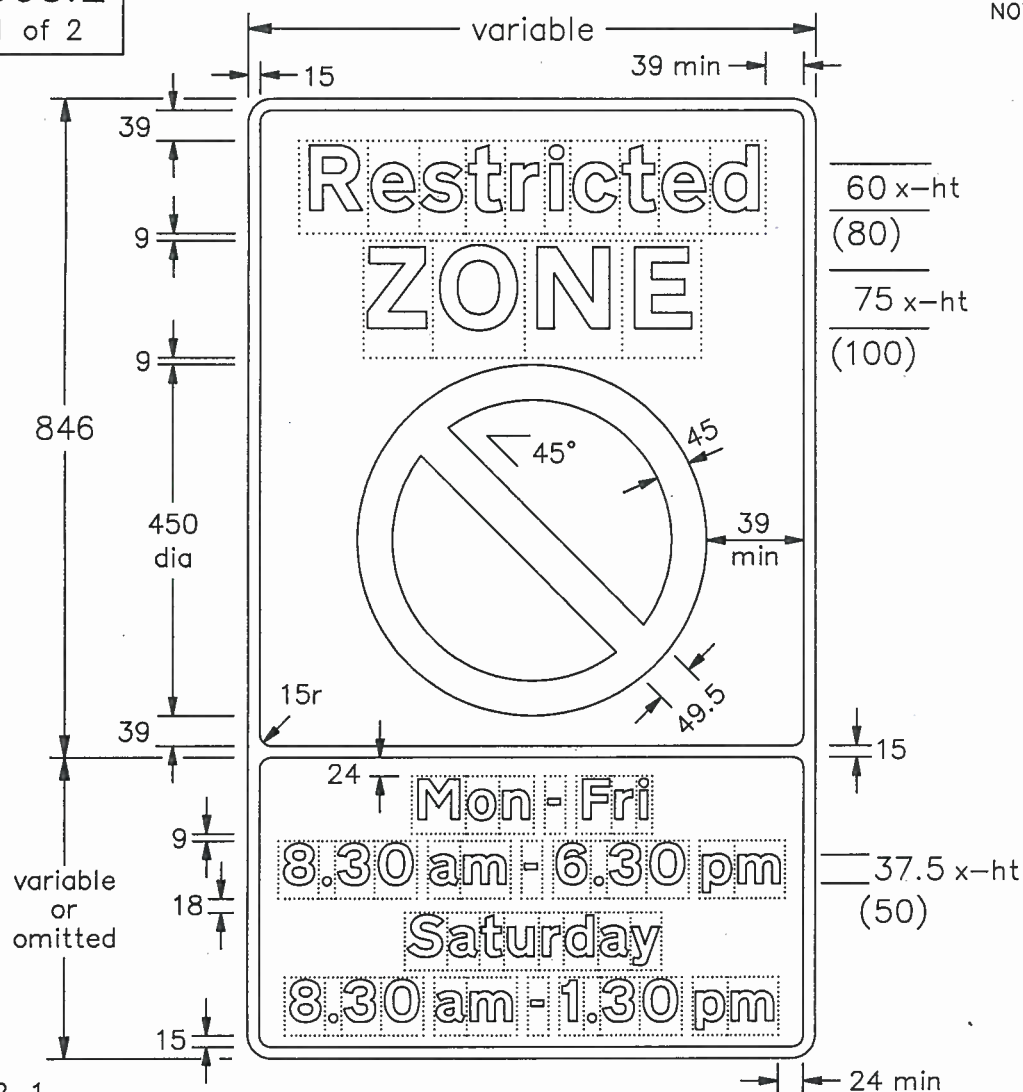
NOTES: 1. The legend is from the Transport Heavy alphabet at the  
x-heights shown.

2. The tile outlines do not form part of the signs.

3. COLOURS : Background ----- WHITE  
Legend & Borders ----- BLACK  
Roundel & Bar ----- RED  
Roundel Background ---- BLUE

4. DIMENSIONS : All dimensions are based on the smaller x-heights  
and shall be varied proportionally for the larger sign size.

5. See sheet 2 for 'No loading' and other variants. See section 12  
in Chapter 7 of the Traffic Signs Manual for further details of  
time plate design.



NP663x2-1

Department for  
**Transport**

Title: Regulatory Signs  
ENTRANCE TO RESTRICTED  
PARKING ZONE

Issue: Date:  
A: 31.8.07  
B:  
C:

Drawn by:  
L.W.  
Approved by:  
R.M.

Dimensions:  
MILLIMETRES

Drawing No.  
NP 663.2  
Sheet 1 of 2

Drawing No.

NP 663.2

Sheet 2 of 2

Before using this drawing, confirm  
that it has not been superseded.

© CROWN COPYRIGHT

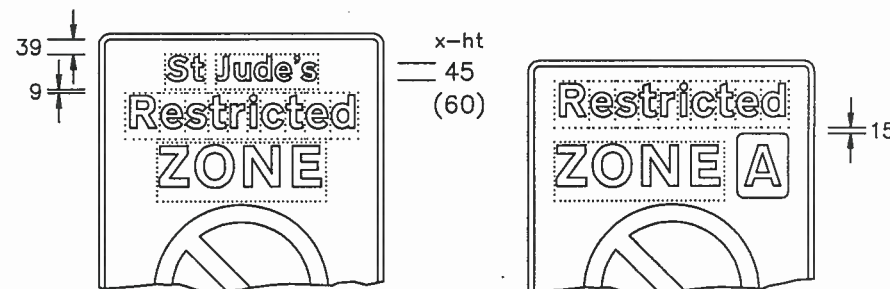
NOTES: 1. The legend is from the Transport Heavy alphabet at the  
x-heights shown where shown. See sheet 1 for other x-heights.

2. The tile outlines do not form part of the signs.

3. COLOURS : Background ----- WHITE  
Legend & Borders ----- BLACK  
Roundel & Bar ----- RED  
Roundel Background ---- BLUE

4. DIMENSIONS : All dimensions are based on the smaller x-heights  
and shall be varied proportionally for the larger sign size.

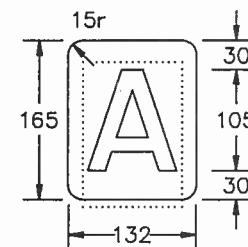
5. See sheet 1 for other dimensions.



TYPICAL CODE IDENTIFIER

NOTE: -

The character shown is from the Transport  
Medium alphabet. The character and the  
patch may be varied in size and may be  
in any contrasting colours.



NP663x2-2

Department for  
**Transport**

Title: Regulatory Signs  
ENTRANCE TO RESTRICTED  
PARKING ZONE (variants)

Issue: Date:  
A: 31.8.07  
B:  
C:

Drawn by:  
L.W.  
Approved by:  
R.M.

Dimensions:  
MILLIMETRES

Drawing No.  
NP 663.2  
Sheet 2 of 2

Sheet 1 of 2

Before using this drawing, confirm  
that it has not been superseded.

NOTES: 1. The legend is from the Transport Heavy alphabet at the x-height shown.

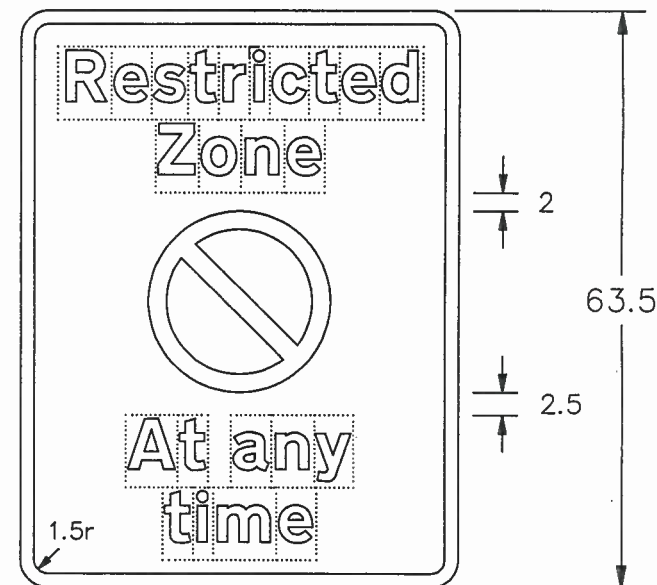

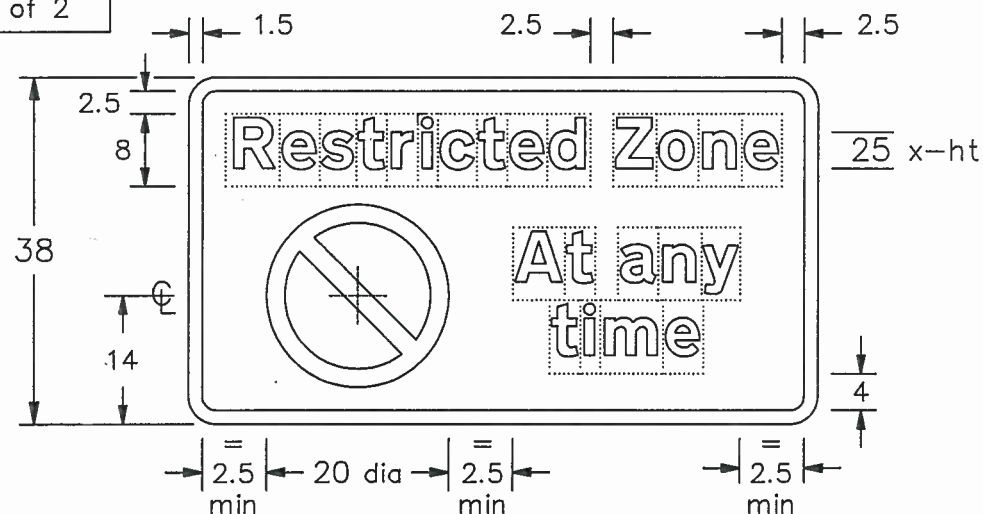
2. The dimensions of the roundel are proportional to those shown on drawing P 636.

3. The tile outlines do not form part of the signs.

4. COLOURS : Background (No waiting panel) --- YELLOW  
Background (No loading panel) --- WHITE  
Legends & Borders ----- BLACK  
Roundel & Bar ----- RED  
Roundel background ----- BLUE

5. DIMENSIONS : x-height is in millimetres, other dimensions are in stroke widths. (4sw = x-height)

6. See sheet 2 for other variants.



NP637x4-1

Department for  
**Transport**

Title: Regulatory Signs  
RESTRICTED ZONE  
WAITING and LOADING PROHIBITION

Issue:    Date:     
A:        31.8.07  
B:         
C:       

Drawn by :  
L.W.  
Approved by :  
R.M.

SEE  
NOTE 5

Drawing No.  
NP 637.4  
Sheet 1 of 2



Drawing No.

NP 637.4

Sheet 2 of 2

Related Drawing

P 636

Before using this drawing, confirm  
that it has not been superseded.

© CROWN COPYRIGHT

NOTES: 1. The legend is from the Transport Heavy alphabet at the  
x-height shown.

2. The dimensions of the roundel are proportional to those  
shown on drawing P 636.

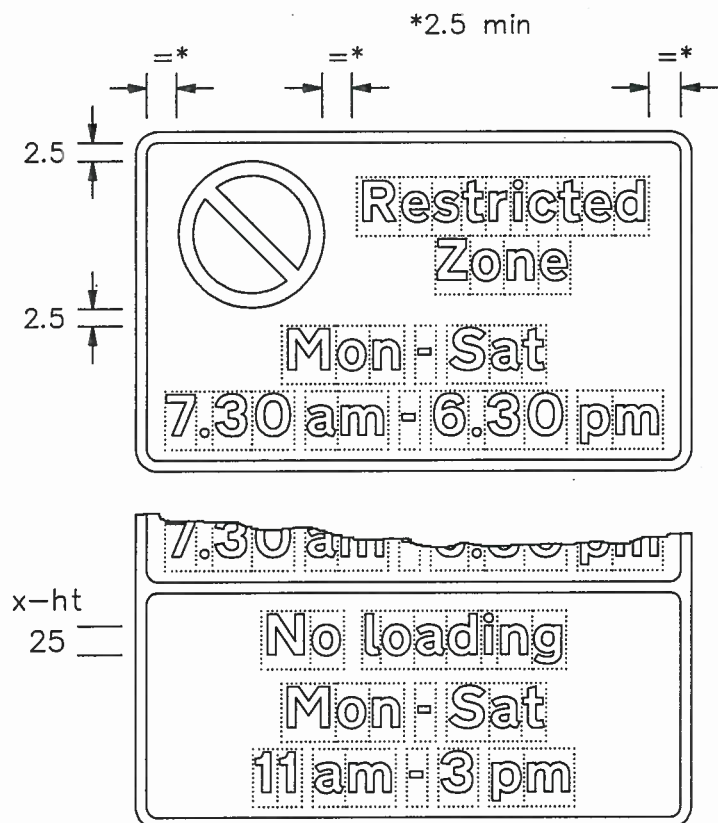
3. The tile outlines do not form part of the signs.

4. COLOURS : Background (No waiting panel) --- YELLOW  
Background (No loading panel) --- WHITE  
Legends & Borders ----- BLACK  
Roundel & Bar ----- RED  
Roundel background ----- BLUE


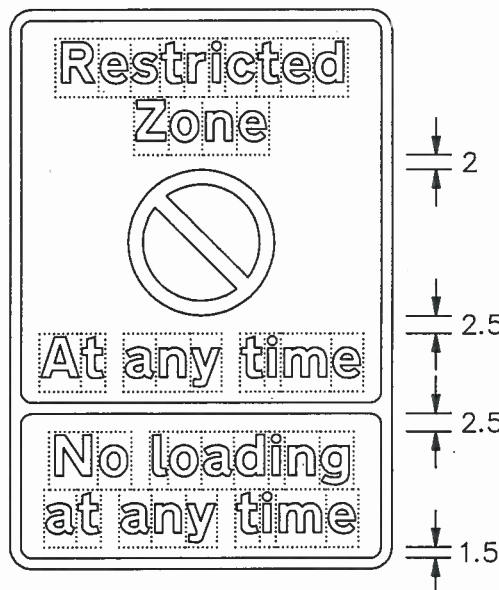
5. DIMENSIONS : x-height is in millimetres, other  
dimensions are in stroke widths. (4sw = x-height)

6. See section 12 in Chapter 7 of the Traffic Signs Manual  
for further details of time plate design.

7. See sheet 1 for other dimensions and variants.



x-ht  
25



NP637x4-2

Department for  
**Transport**

Title:

Regulatory Signs

RESTRICTED ZONE  
WAITING and LOADING PROHIBITION

Issue: Date:

A: 31.8.07

B:

C:

Drawn by:

L.W.

Approved by:

R.M.

Dimensions:

SEE  
NOTE 5

Drawing No.

NP 637.4

Sheet 2 of 2



Drawing No.  
NP 664.1

Related Drawing  
P 636

Before using this drawing, confirm  
that it has not been superseded.

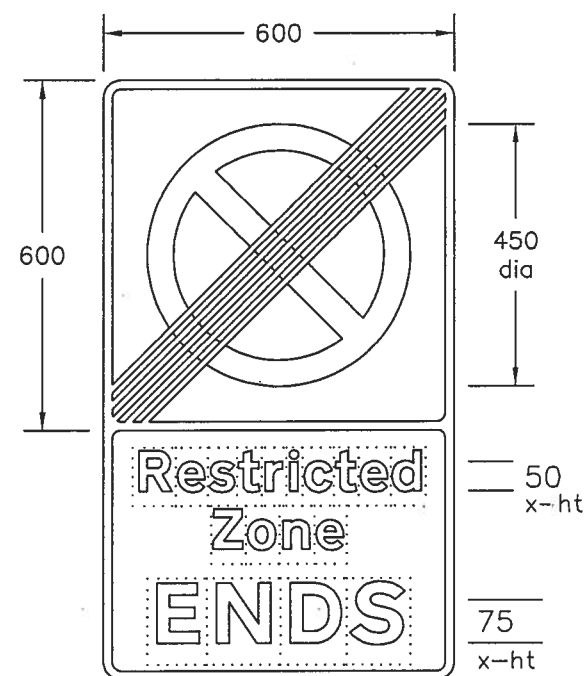
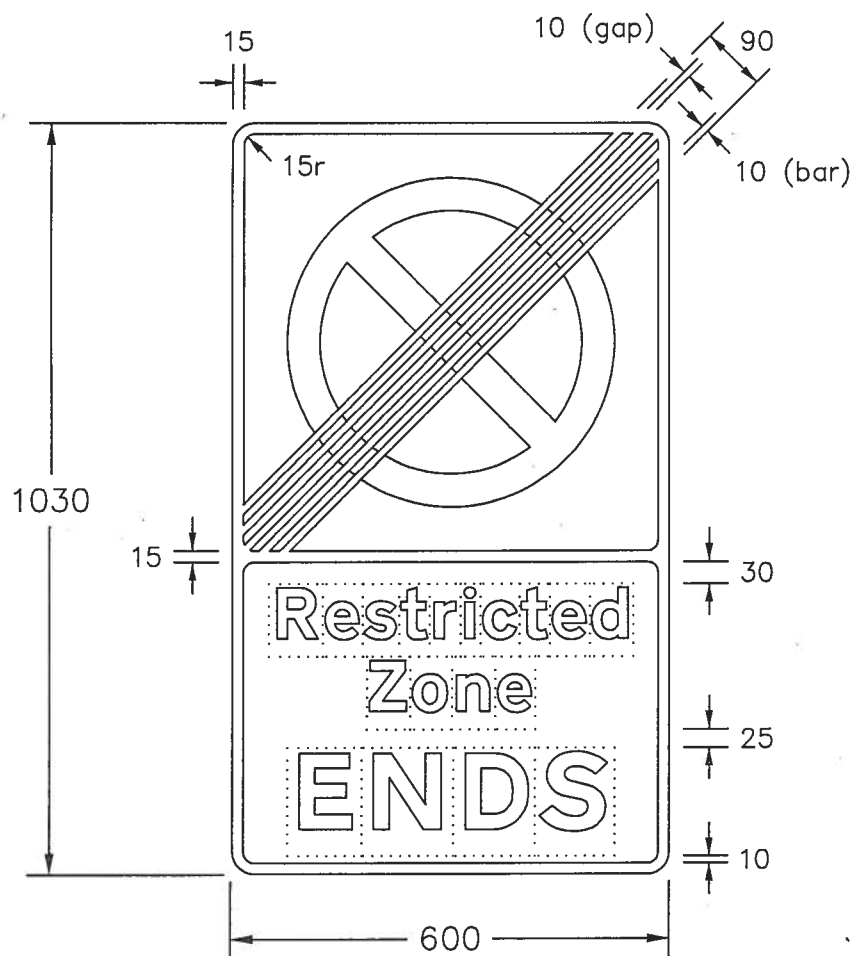
© CROWN COPYRIGHT

NOTES:— 1. The legends are from the Transport Heavy alphabet at the  
x-heights shown.

2. The roundel dimensions are proportional to those shown on  
drawing P 636.

3. The tile outlines do not form part of the signs.

4. COLOURS : Backgrounds ----- WHITE  
Legends, Borders & Diagonal Bars --- BLACK  
Roundels & Symbols ----- GREY



NP664x1

Department for  
**Transport**

Title: Regulatory Signs  
RESTRICTED ZONE ENDS

Issue: Date:  
A: 14.12.06  
B:  
C:

Drawn by:  
L.W.  
Approved by:  
R.M.

Dimensions:  
MILLIMETRES

Drawing No.  
NP 664.1

Drawing No.

NP 663.2

Sheet 1 of 2

Before using this drawing, confirm  
that it has not been superseded.

© CROWN COPYRIGHT

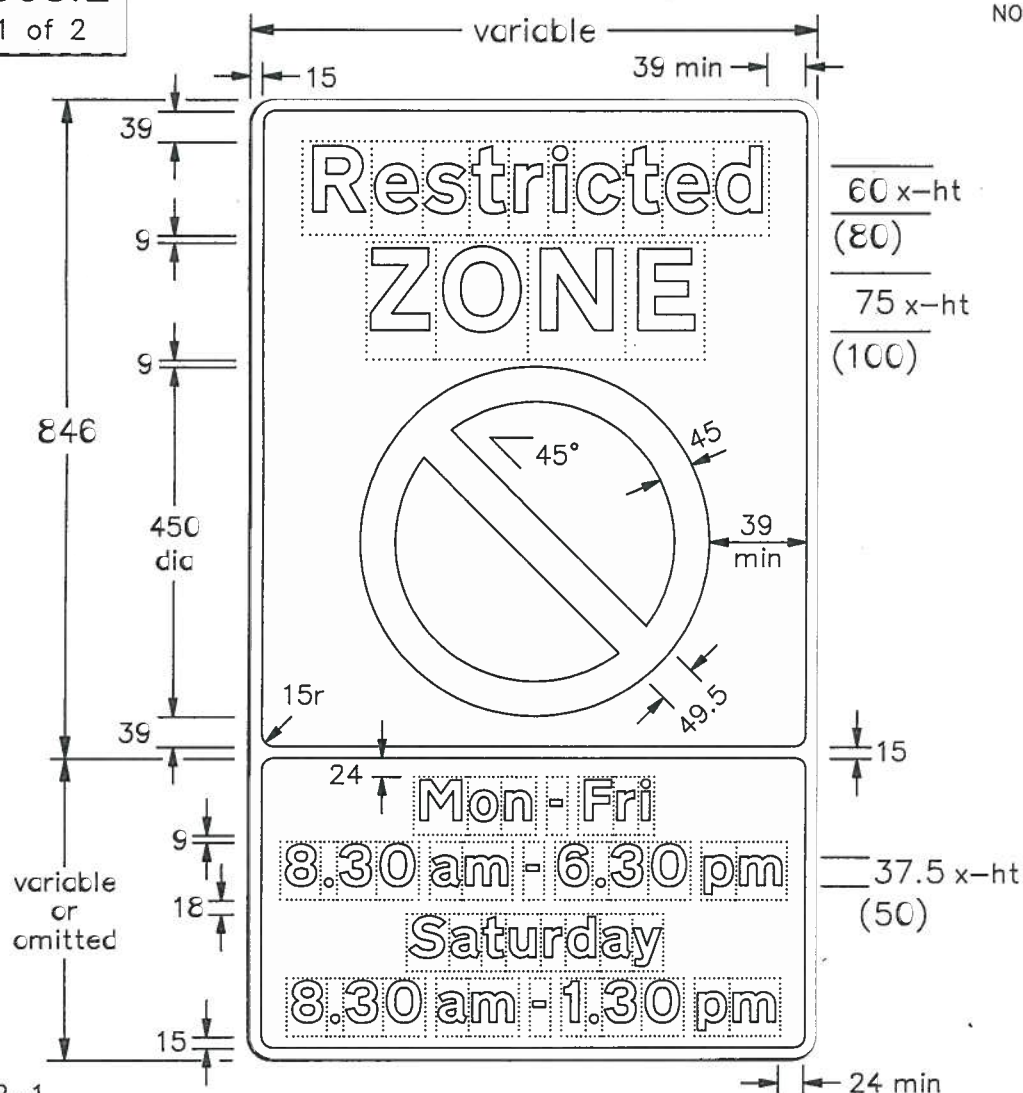
NOTES: 1. The legend is from the Transport Heavy alphabet at the  
x-heights shown.

2. The tile cutlines do not form part of the signs.

3. COLOURS : Background ----- WHITE  
Legend & Borders ----- BLACK  
Roundel & Bar ----- RED  
Roundel Background ---- BLUE

4. DIMENSIONS : All dimensions are based on the smaller x-heights  
and shall be varied proportionally for the larger sign size.

5. See sheet 2 for 'No loading' and other variants. See section 12  
in Chapter 7 of the Traffic Signs Manual for further details of  
time plate design.



NP663x2-1

Department for  
**Transport**

Title: Regulatory Signs  
ENTRANCE TO RESTRICTED  
PARKING ZONE

Issue: Date:  
A: 31.8.07  
B:  
C:

Drawn by:  
L.W.  
Approved by:  
R.M.

Dimensions:  
MILLIMETRES

Drawing No.  
NP 663.2  
Sheet 1 of 2

Drawing No.

NP 663.2

Sheet 2 of 2

Before using this drawing, confirm  
that it has not been superseded.

© CROWN COPYRIGHT

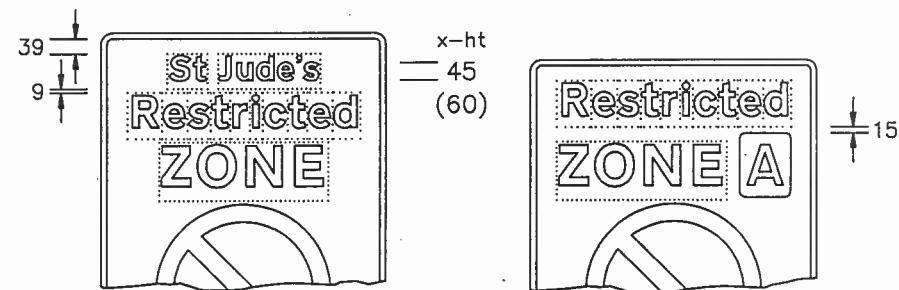
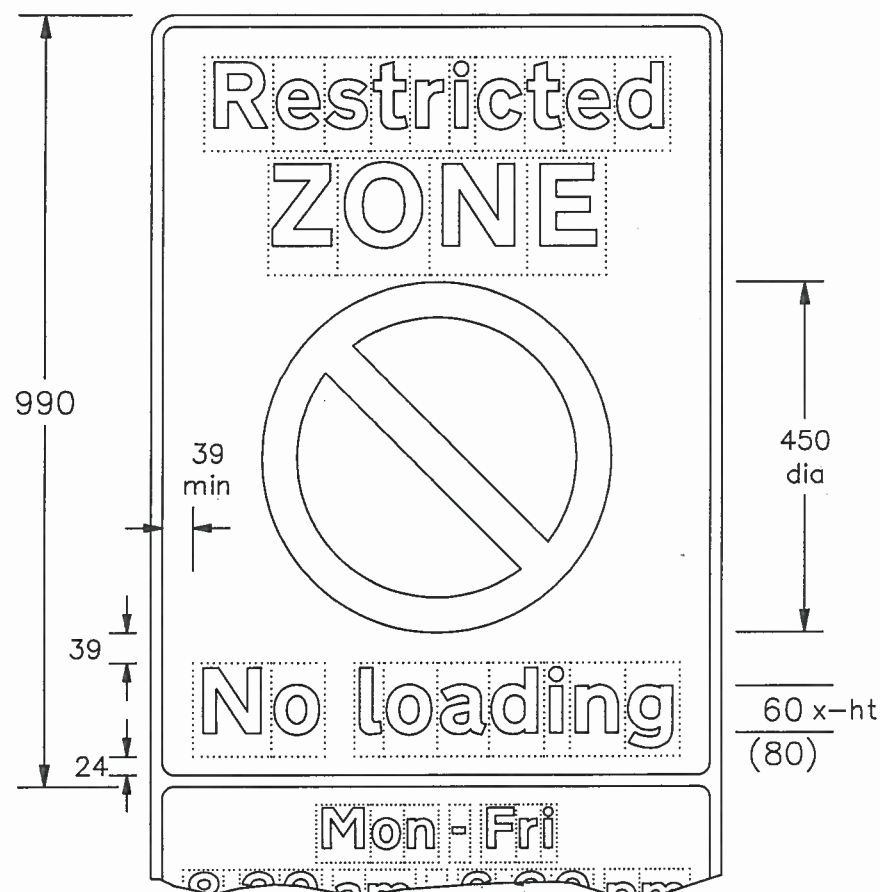
NOTES: 1. The legend is from the Transport Heavy alphabet at the  
x-heights shown where shown. See sheet 1 for other x-heights.

2. The tile outlines do not form part of the signs.

3. COLOURS : Background ----- WHITE  
Legend & Borders ----- BLACK  
Roundel & Bar ----- RED  
Roundel Background ---- BLUE

4. DIMENSIONS : All dimensions are based on the smaller x-heights  
and shall be varied proportionally for the larger sign size.

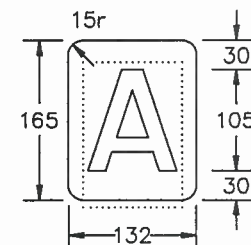
5. See sheet 1 for other dimensions.



# TYPICAL CODE IDENTIFIER

NOTE: -

The character shown is from the Transport  
Medium alphabet. The character and the  
patch may be varied in size and may be  
in any contrasting colours.



NP663x2-2

Department for  
**Transport**

Title: Regulatory Signs  
ENTRANCE TO RESTRICTED  
PARKING ZONE (variants)

Issue: Date:  
A: 31.8.07  
B:  
C:

Drawn by:  
L.W.  
Approved by:  
R.M.

Dimensions:  
MILLIMETRES

Drawing No.  
NP 663.2  
Sheet 2 of 2

Drawing No.

NP 637.4

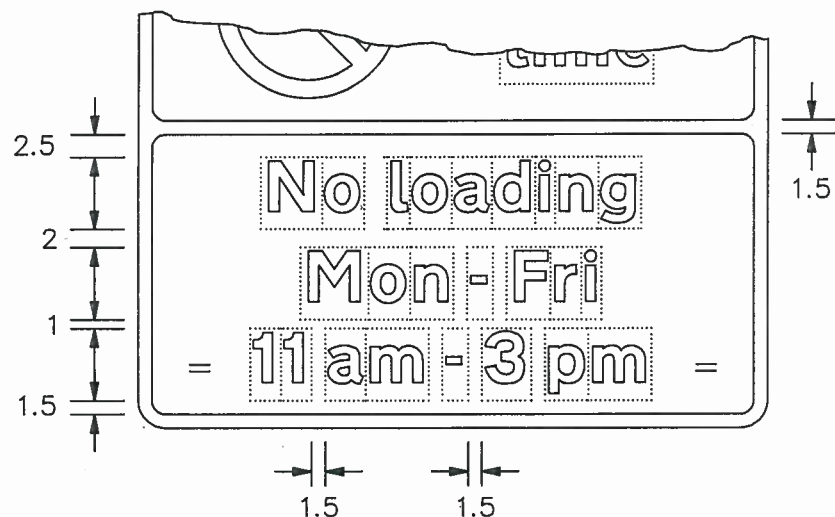
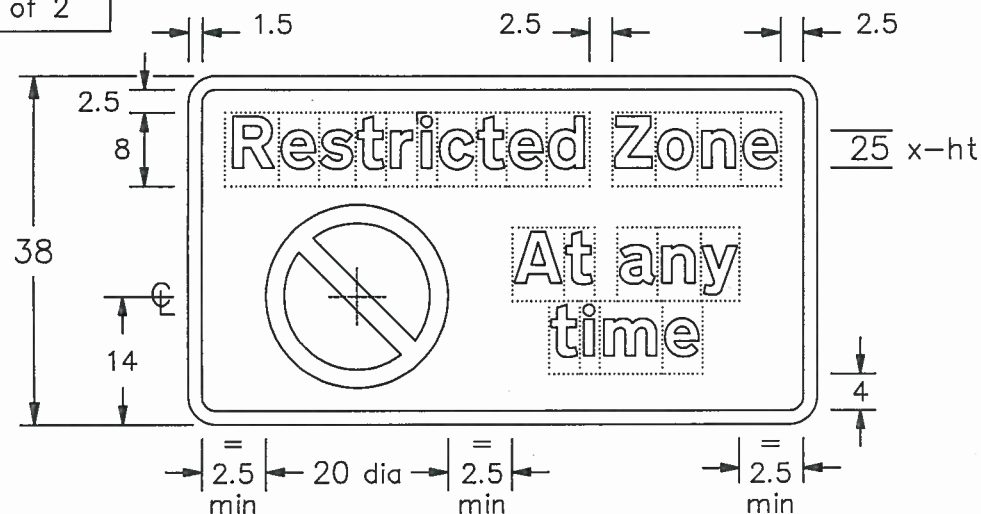
Sheet 1 of 2

Related Drawing

P 636

Before using this drawing, confirm that it has not been superseded.

© CROWN COPYRIGHT



NOTES: 1. The legend is from the Transport Heavy alphabet at the x-height shown.

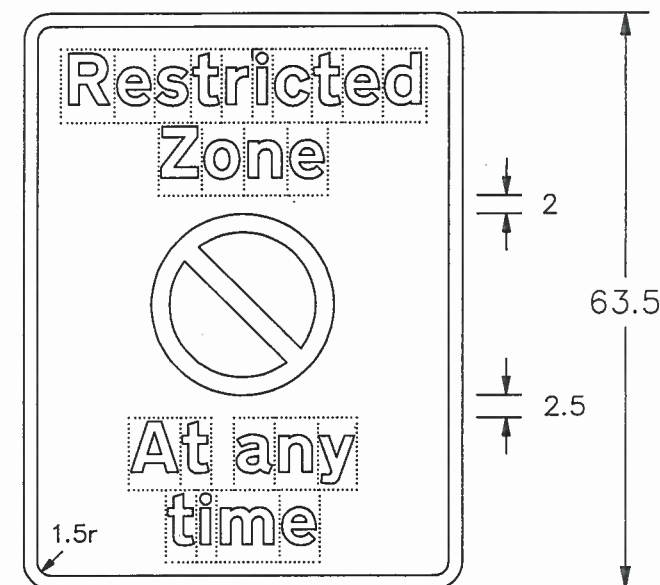
2. The dimensions of the roundel are proportional to those shown on drawing P 636.

3. The tile outlines do not form part of the signs.

4. COLOURS : Background (No waiting panel) --- YELLOW  
Background (No loading panel) --- WHITE  
Legends & Borders ----- BLACK  
Roundel & Bar ----- RED  
Roundel background ----- BLUE

5. DIMENSIONS : x-height is in millimetres, other dimensions are in stroke widths. (4sw = x-height)

6. See sheet 2 for other variants.



NP637x4-1

Department for  
**Transport**

Title:

Regulatory Signs

RESTRICTED ZONE

WAITING and LOADING PROHIBITION

Issue: Date:

A: 31.8.07

B:

C:

Drawn by:

L.W.

Approved by:

R.M.

Dimensions:

SEE  
NOTE 5

Drawing No.

NP 637.4

Sheet 1 of 2

Drawing No.

NP 637.4

Sheet 2 of 2

Related Drawing

P 636

Before using this drawing, confirm  
that it has not been superseded.

© CROWN COPYRIGHT

NOTES: 1. The legend is from the Transport Heavy alphabet at the  
x-height shown.

2. The dimensions of the roundel are proportional to those  
shown on drawing P 636.

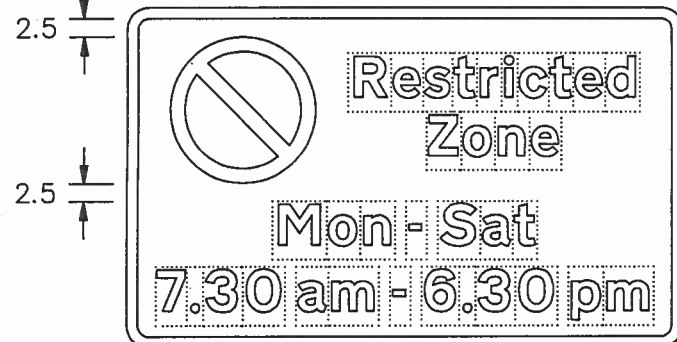
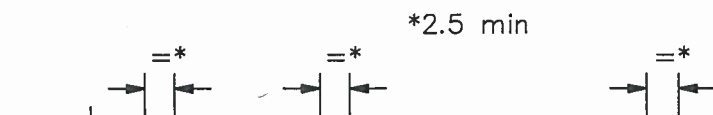
3. The tile outlines do not form part of the signs.

4. COLOURS : Background (No waiting panel) --- YELLOW  
Background (No loading panel) --- WHITE  
Legends & Borders ----- BLACK  
Roundel & Bar ----- RED  
Roundel background ----- BLUE


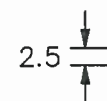
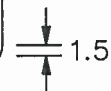
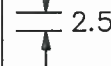
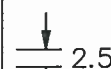

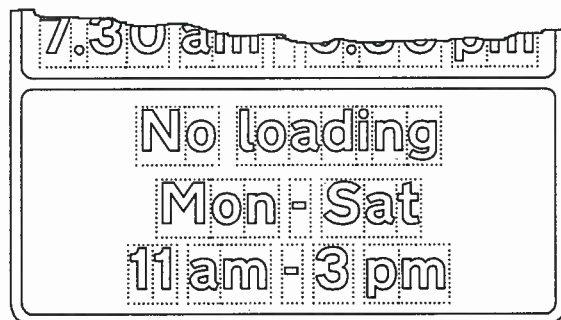
5. DIMENSIONS : x-height is in millimetres, other  
dimensions are in stroke widths. (4sw = x-height)

6. See section 12 in Chapter 7 of the Traffic Signs Manual  
for further details of time plate design.

7. See sheet 1 for other dimensions and variants.



x-ht  
25



NP637x4-2

Department for  
**Transport**

Title:

Regulatory Signs

RESTRICTED ZONE

WAITING and LOADING PROHIBITION

Issue: Date:

A: 31.8.07

B:

C:

Drawn by:

L.W.

Approved by:

R.M.

Dimensions:

SEE  
NOTE 5

Drawing No.

NP 637.4

Sheet 2 of 2

Drawing No.

NP 664.1

Related Drawing

P 636

Before using this drawing, confirm  
that it has not been superseded.

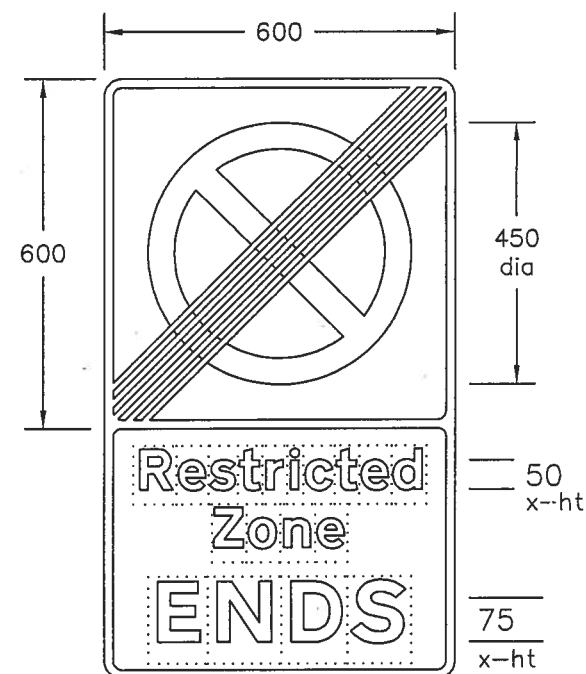
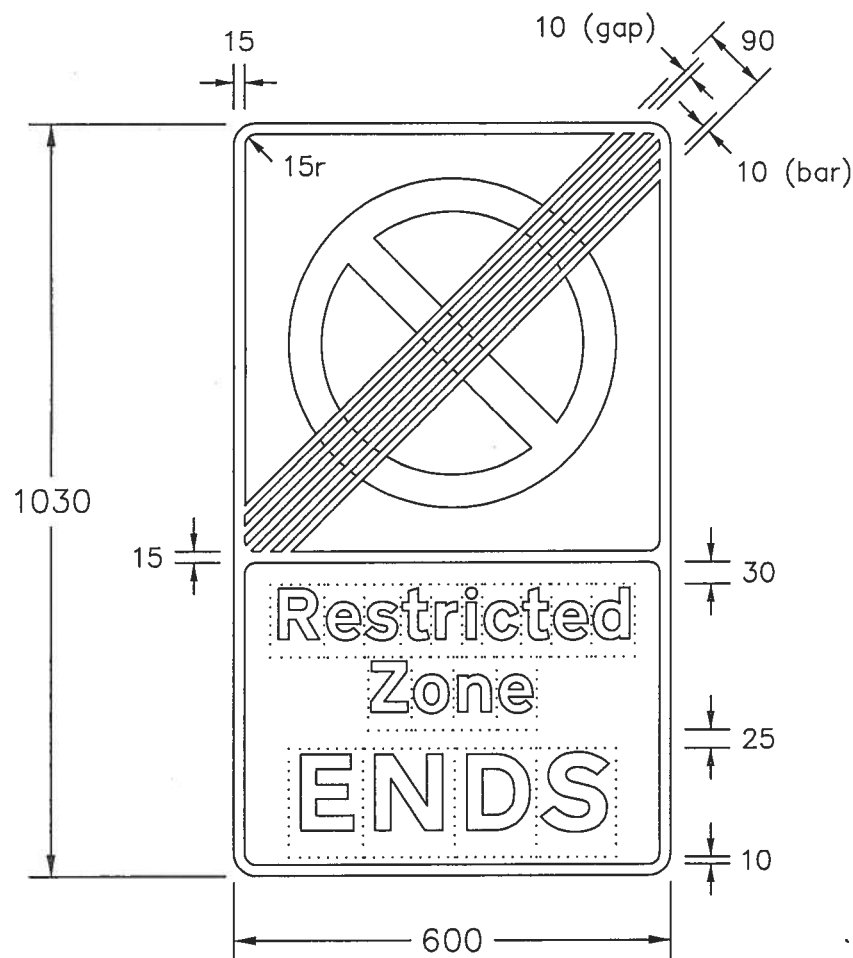
© CROWN COPYRIGHT

NOTES:— 1. The legends are from the Transport Heavy alphabet at the  
x-heights shown.

2. The roundel dimensions are proportional to those shown on  
drawing P 636.

3. The tile outlines do not form part of the signs.

4. COLOURS : Backgrounds ----- WHITE  
Legends, Borders & Diagonal Bars --- BLACK  
Roundels & Symbols ----- GREY



NP664x1

Department for  
**Transport**

Title:

Regulatory Signs

RESTRICTED ZONE ENDS

Issue: Date:

A: 14.12.06

B:

C:

Drawn by:

L.W.

Approved by:

R.M.

Dimensions:

MILLIMETRES

Drawing No.

NP 664.1





Scheme Ref.			
Sign	Ref.	EXIT SIGN	x-height 75.0
SIGN FACE			
Letter colour	BLACK	Width	650mm
Background	WHITE	Height	1090mm
Border	BLACK	Area	0.71sq.m
Material Class Ref 2 (12899-1:2001)			

EXIT SIGN

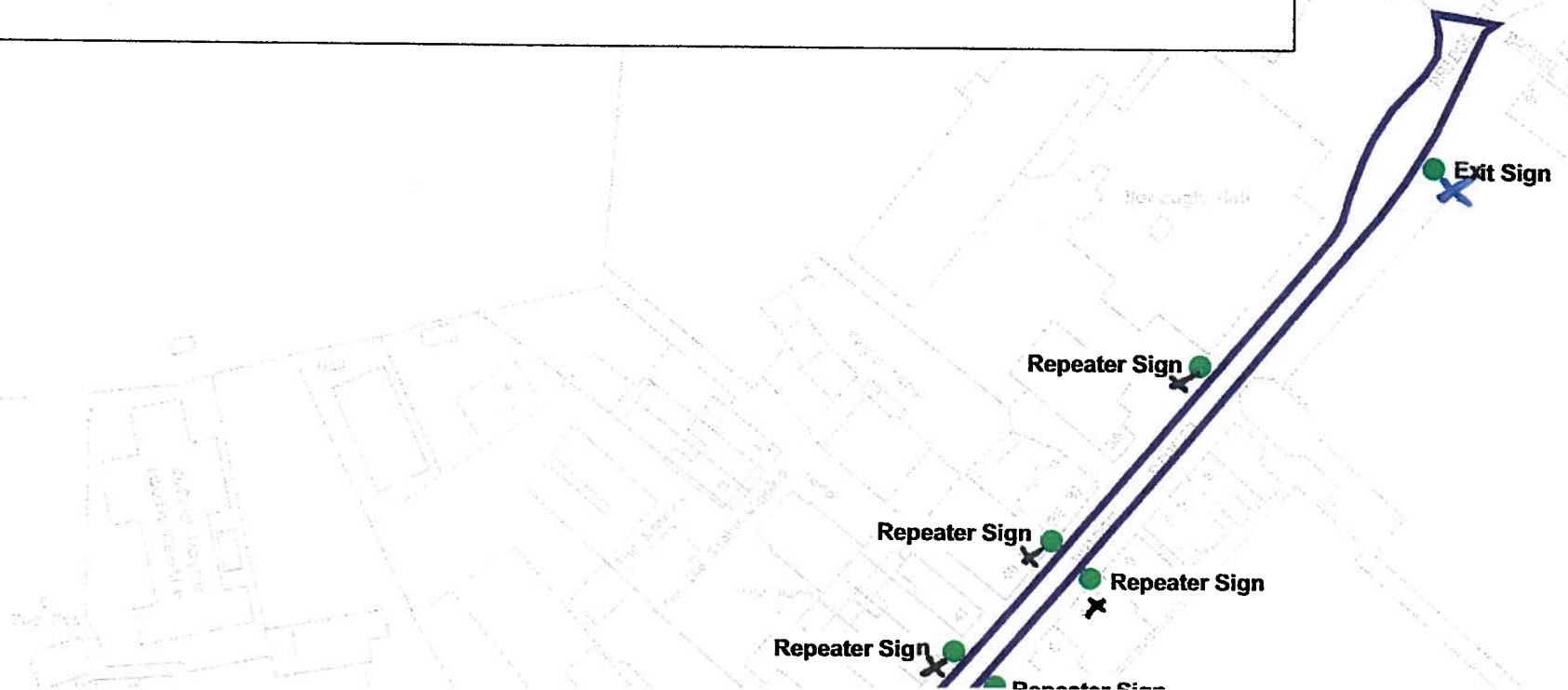


Scheme Ref.			
Sign	Ref.	REPEATER SIGN	x-height 25.0
SIGN FACE			
Letter colour	BLACK	Width	445mm
Background	YELLOW	Height	285mm
Border	BLACK	Area	0.13sq.m
Material Class Ref 2 (12899-1:2001)			

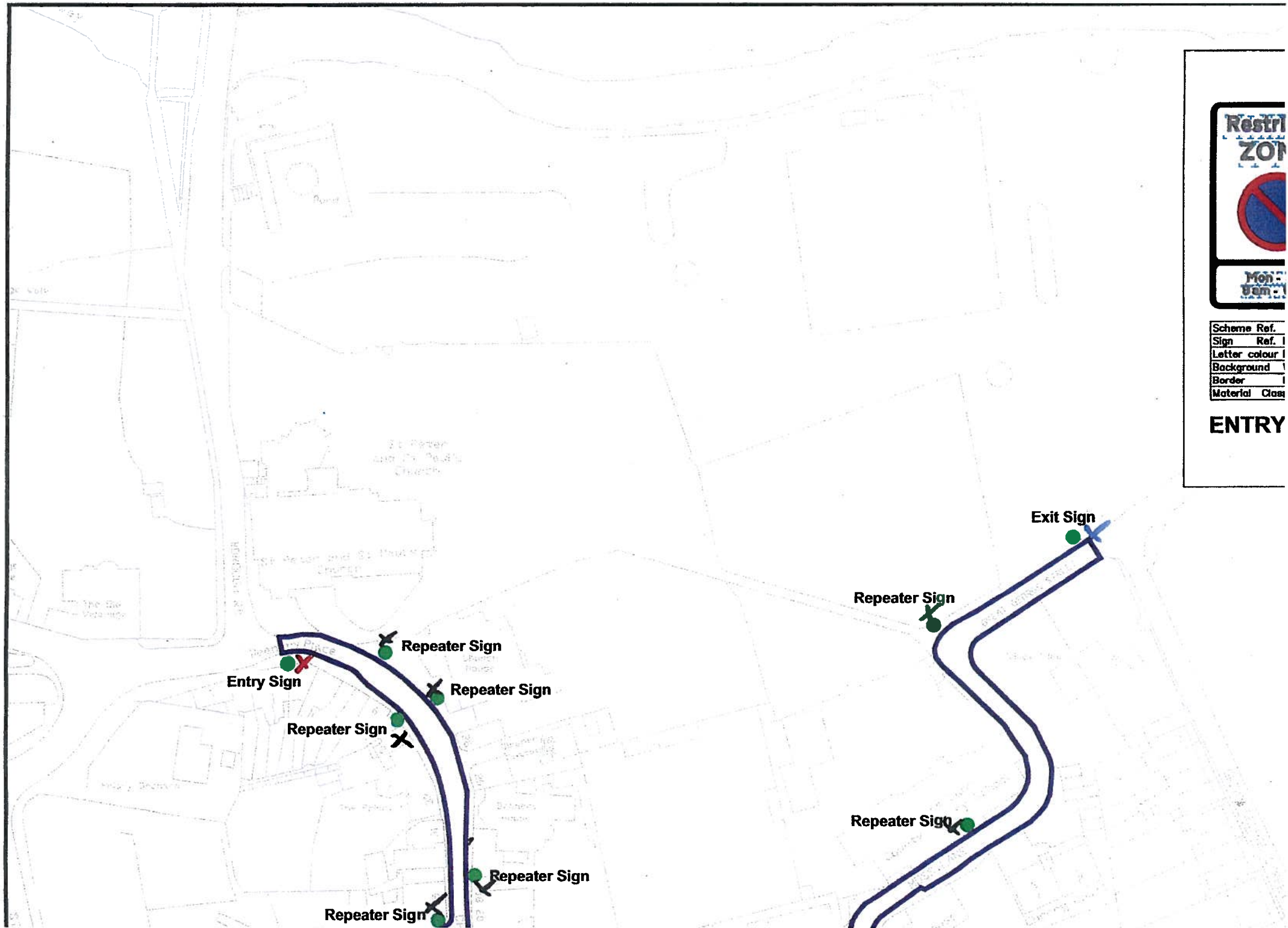
REPEATER SIGN

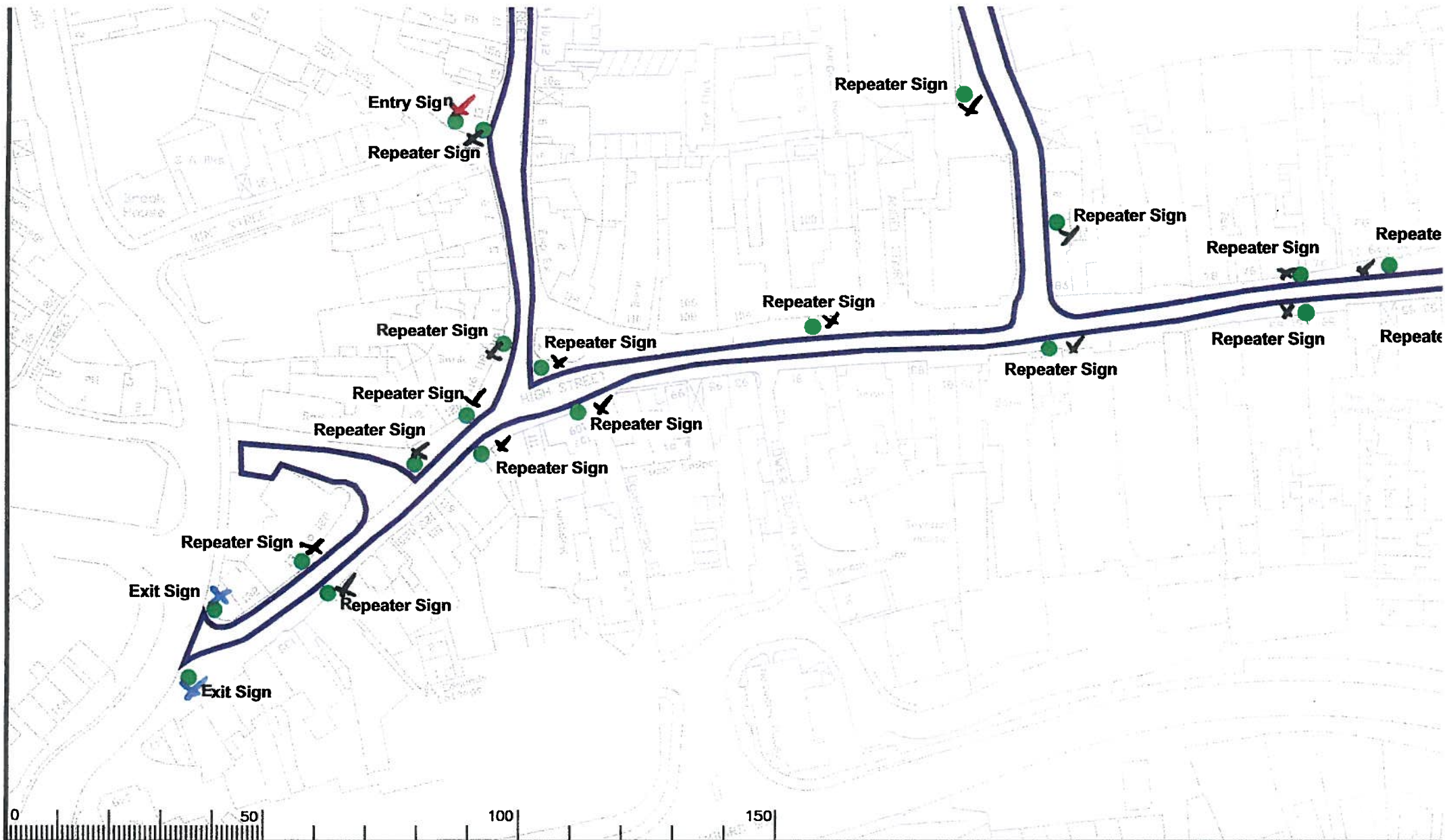
SIGN	x-height	75.0
SIGN FACE		
	Width	750mm
	Height	1190mm
2 (12899-1:2001)	Area	0.90sq.m

GN









Notes

Department for Transport

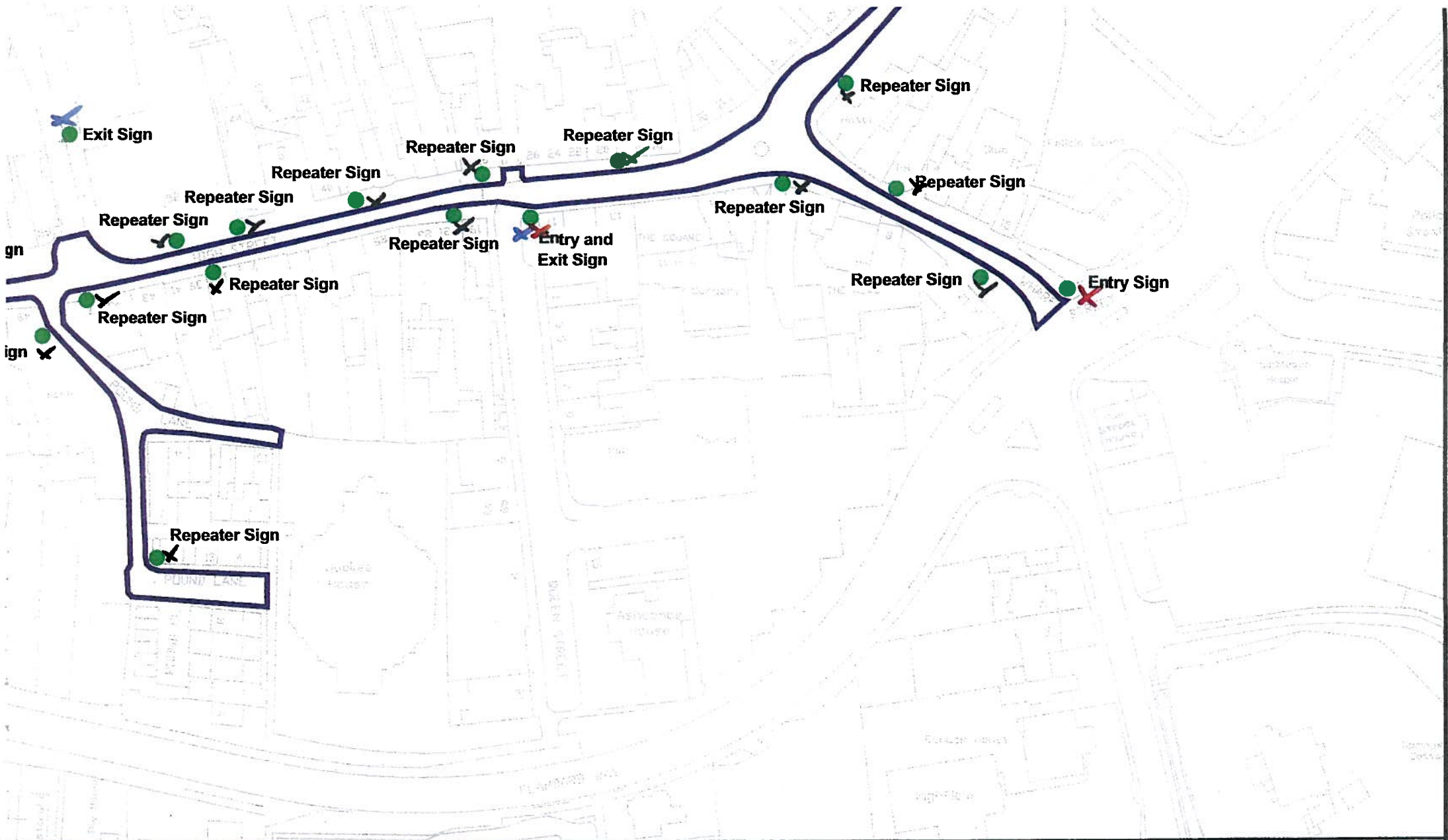
Date 24/9/09

No. 6066/45/68/160-1

Rev.	Description	Drwn	Sig.	Date	Chkd	Sig.	I

File Name: S:\Project-current\3282\WAV\CAD-Drawings\25 General Drawings\25002.dwg

Scale N.



Appr	Sig.	Date		Based upon the Ordnance Survey mapping with the permission of the Controller of Her Majesty's Stationary Office. © Crown copyright. Unauthorised reproduction infringes Crown copyright and may lead to prosecution or civil proceedings. Surrey County Council LA 078872 1998.			Project		 <b>SURREY</b> COUNTY COUNCIL <small>Surrey's Highway Transport for Surrey</small>	Project No.	
							Drawing			Contract Sheet No.	
				Drawn by SDC Sig. SDC Date 15.06.09 Checked by originator TPC Sig. TPC Date 15.06.09 Approved by TPC Sig. TPC Date 15.06.09			GODALMING RESTRICTED ZONE  PROPOSED SIGN AUTHORISATION			Drawing No. 25002 Rev. - Classification AUTHORISATION	
								SHEET 1 OF 1			