

**THE BOROUGH OF SOUTHEND-ON SEA**  
**(Various Roads)(Consolidation of Waiting Restrictions) Order 2001**  
**(AMENDMENT NO.14) ORDER 2004**

The Southend-on-Sea Borough Council, in exercise of its powers under Sections 1(1) and (2), 2(1) to (3), 4(2), 32 and 35 (and part IV of Schedule 9) of the Road Traffic Regulation Act 1984 ("the Act"), and of all other enabling powers, hereby makes the following Order:-

1. The Southend-on-Sea (Various Roads)(Consolidation of Waiting Restrictions) Order 2001 as amended, is hereby amended by:-
  - (a) the revocation of the items listed in Schedule 1 appended to this Order; and
  - (b) the addition of the items listed in Schedule 2 appended to this Order.

Other than the amendments of this Order, the Southend-on-Sea (Various Roads)(Consolidation of Waiting Restrictions) Order 2001 as amended remains in full force and effect.

**THE COMMON SEAL** of the **SOUTHEND-ON-SEA**

**BOROUGH COUNCIL** was pursuant to a resolution

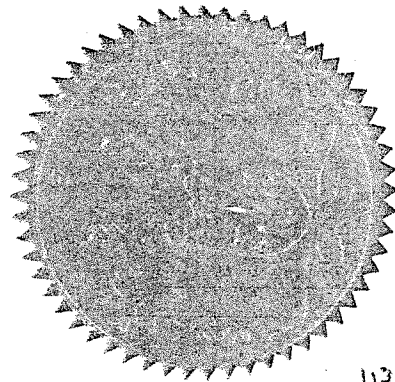
of the Council hereunto affixed this sixteenth day

of May Two Thousand and Five

in the presence of:-



Proper Officer of the Council



113/05

## Schedule 1 – Revocations

**The Borough of Southend on Sea Comet Way and London Road (Prohibition and Restriction of Waiting) Order 2001**

Schedule 1

**Southend on Sea Borough Council Various Roads Consolidation of Waiting Restrictions) Order 2001 (as amended):**

Schedule 1.31 Items 19 & 20	Cobham Road
Schedule 1.52 Item 16	Glenwood Avenue
Schedule 1.89 Item 3	Macdonald Avenue
Schedule 1.93 item 5	Marguerite Drive
Schedule 1.139 Item 11	Station Road (Leigh on Sea)
Schedule 4.12 Items 1 & 2	Macdonald Avenue

## Schedule 2 – Additions

**The Borough of Southend-on-Sea (Various Roads) (Consolidation of Waiting Restrictions) Order 2001, as amended:**

(a) Schedule 1 - No Waiting At Any Time

Road Name	Description	Side of Road	Hours of Prohibition
Comet Way	From the extended north east kerbline of Eastwoodbury Lane for a distance of 41m	East	24 Hours Daily
Comet Way	From the extended north east kerbline of Eastwoodbury Lane northwards for a distance of 44m measured along the east kerbline of Comet Way	West	24 Hours Daily
Cobham Road	From the south kerbline of Station Road south westwards for a distance of 10m	South East	24 Hours Daily
Cobham Road	From the south kerbline of Station Road south westwards for a distance of 10m	North West	24 Hours Daily
Glenwood Avenue	From a point 15m south of the south kerbline of Westborough Road to a point 32m north of the north kerbline of Westborough Road	East	24 Hours Daily
Cossington Road	from a point 15m north-east of the north-east kerbline of Hermitage Road to a point 15m south-west of the south-west kerbline of Hermitage Road	South-East	24 Hours Daily
Lymington Avenue	from the south kerbline of London Road southwards for a distance of 16m measured from the extended kerbline east of the junction.	West	24 Hours Daily
Lymington Avenue	from the north kerbline of Glendale Gardens northwards for a distance of 15m	West	24 Hours Daily
Macdonald Avenue	from the north kerbline of Westborough Road northwards for a distance of 15m	East	24 Hours Daily
Marguerite Drive	from a point 15.5m north of the north kerbline of Pall Mall to a point 10m south of the south kerbline of Pall Mall	West	24 Hours Daily
Station Road (Leigh on Sea)	from its junction with Elm Road to a point opposite the common boundary between Nos 5 and 7 Station Road	West	24 Hours Daily

Station Road (Leigh on Sea)	from a point opposite a point 0.5m south of the common boundary of Nos 88 and 90 Station Road to its junction with Manchester Drive	West	24 Hours Daily
--------------------------------	---	------	-------------------

**(b) Schedule 2 – No Waiting for Part of the Day**

Road Name	Description	Side of Road	Hours of Prohibition
Comet Way	From a point 5m west of its most eastern extremity westwards for a distance of 20 m	South	6.00am-6.00pm Monday – Friday
Comet Way	From a point 41m west of its most eastern extremity to a point opposite the southern boundary of Eastwood Brook	South & East	6.00am-6.00pm Monday – Friday
Comet Way	From a point 44m north of the extended kerbline of Eastwoodbury Lane measured along the eastern kerbline of Comet Way to a point 25m west of the extended western kerbline of the entrance to Britannia Business Park	West & North	6.00am-6.00pm Monday – Friday
Comet Way	From a point 10m west of the extended west kerbline of the entrance to Britannia Business Park to a point 5m west of its most eastern extremity	North	6.00am-6.00pm Monday – Friday
Comet Way (Extension to Britannia Business Park)	From a point 24m south of the most northern extremity southwards to Comet Way	Both	6.00am-6.00pm Monday – Friday
Macdonald Avenue	from a point 15m north of the north kerbline of Westborough Road to a point opposite a point 0.5m south of the common boundary of Nos. 4 and 6 Macdonald Avenue	East	8.00am - 6.00pm Monday - Friday
Seaforth Road	from the point opposite the common boundary between nos.4 and 6 Seaforth Road to a point opposite the common boundary between nos.5 and 7 Seaforth Road	South-East	8.00am - 5.00pm Monday - Friday
Seaforth Road	from a point opposite the common boundary between nos. 3 and 5 Seaforth Road to a point opposite the common boundary between nos. 15 and 17 Seaforth Road	North-West	8.00am - 5.00pm Monday - Friday
Station Road (Leigh on Sea)	from a point opposite the common boundary between Nos 5 and 7 Station Road to a point opposite a point 0.5m south of the common boundary of Nos 88 and 90 Station Road	West	8.00am - 6.00pm Daily

(c) Schedule 4 – Unilateral Waiting (Prohibition on Alternate Months)

Road Name	Description	Side of Road	Hours of Prohibition
Hillway	from a point 6m south of a point opposite the southern flank wall of No.40 Hillway to a point 3m southeast of a point opposite the common boundary between Nos.23 and 25 Hillway	South-West	8.00am - 6.00pm During Feb, Apr, June, Aug, Oct & Dec
Hillway	from a point 6m south of a point opposite the southern flank wall of No.40 Hillway to a point 2m south east of a point opposite the common boundary between Nos.22 and 24 Hillway	North-East	8.00am - 6.00pm During Jan, Mar, May, July, Sept & Nov
The Drive	from a point 15m north of the north-west kerbline of The Leasway to a point 7.5m northwest of the northwest kerbline of The Meadway	West and South-West	8.00am - 6.00pm During Feb, Apr, June Aug, Oct & Dec

# LEGEND

Proposed removal of existing restrictions 9am - 9pm Mon-Sat on Alternate Months

XXXXXXXXXXXXXX

Proposed change of existing At Any Time Order to 8am-6pm Monday - Friday



No Waiting At Any Time

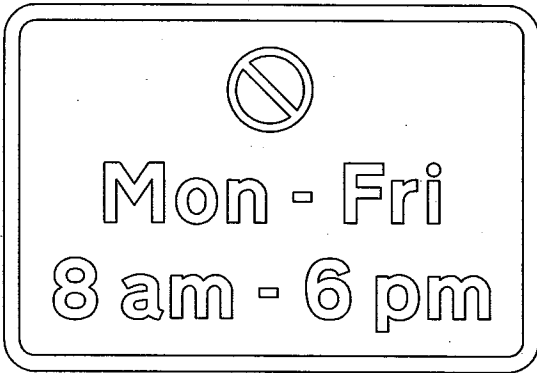



DIAGRAM 639

