

THE LEICESTERSHIRE COUNTY COUNCIL
(VARIOUS ROADS, THE BOROUGH OF CHARNWOOD) CONSOLIDATION ORDER 2017
(KING STREET, SILEBY AND MAIN STREET, SWITHLAND)
(AMENDMENT 7) ORDER 2018

The Leicestershire County Council ("the Council") in exercise of its powers under Sections 1, 2, 4, 5, 32, 35, 45, 46, 47, 49 and Part IV of Schedule 9 of the Road Traffic Regulation Act 1984 ("the Act") as amended, and of all other enabling powers and after consultation with the Chief Officer of Police in accordance with Part III of Schedule 9 of the Act hereby makes the following Order:-

1. This Order shall come into operation on twenty seventh day of August 2018 and may be cited as "The Leicestershire County Council (Various Roads, The Borough of Charnwood) Consolidation Order 2017 (King Street, Sileby and Main Street, Swithland) (Amendment 7) Order 2018"
2. The "Leicestershire County Council (Charnwood Borough) Consolidation Order 2017" i is hereby amended by the plan(s) specified in the First Schedule to this Order and with the inclusion of the plan(s) specified in the Second Schedule, attached hereto.

FIRST SCHEDULE
Plan(s) to be amended

GM101 – SILEBY
GN100 – SILEBY
GN101 – SILEBY

SECOND SCHEDULE
New Plan(s)

GM101 – SILEBY
GN100 – SILEBY
GN101 – SILEBY
GY87 - SWITHLAND

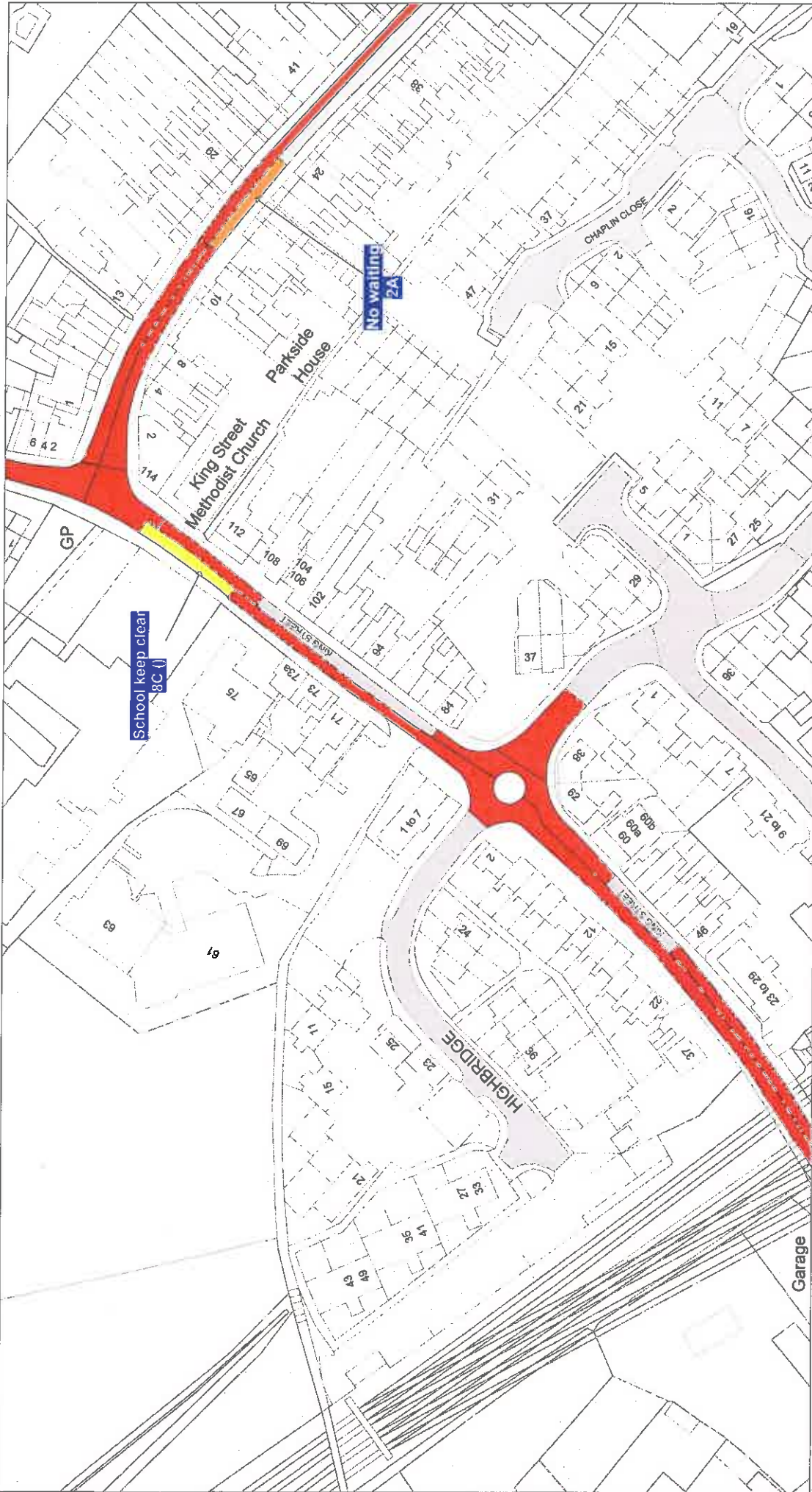
THE COMMON SEAL of THE
LEICESTERSHIRE COUNTY COUNCIL
was hereunto affixed this fifteenth day of
August 2018 in the presence of

)
)
)
)

J. L. W.



34875

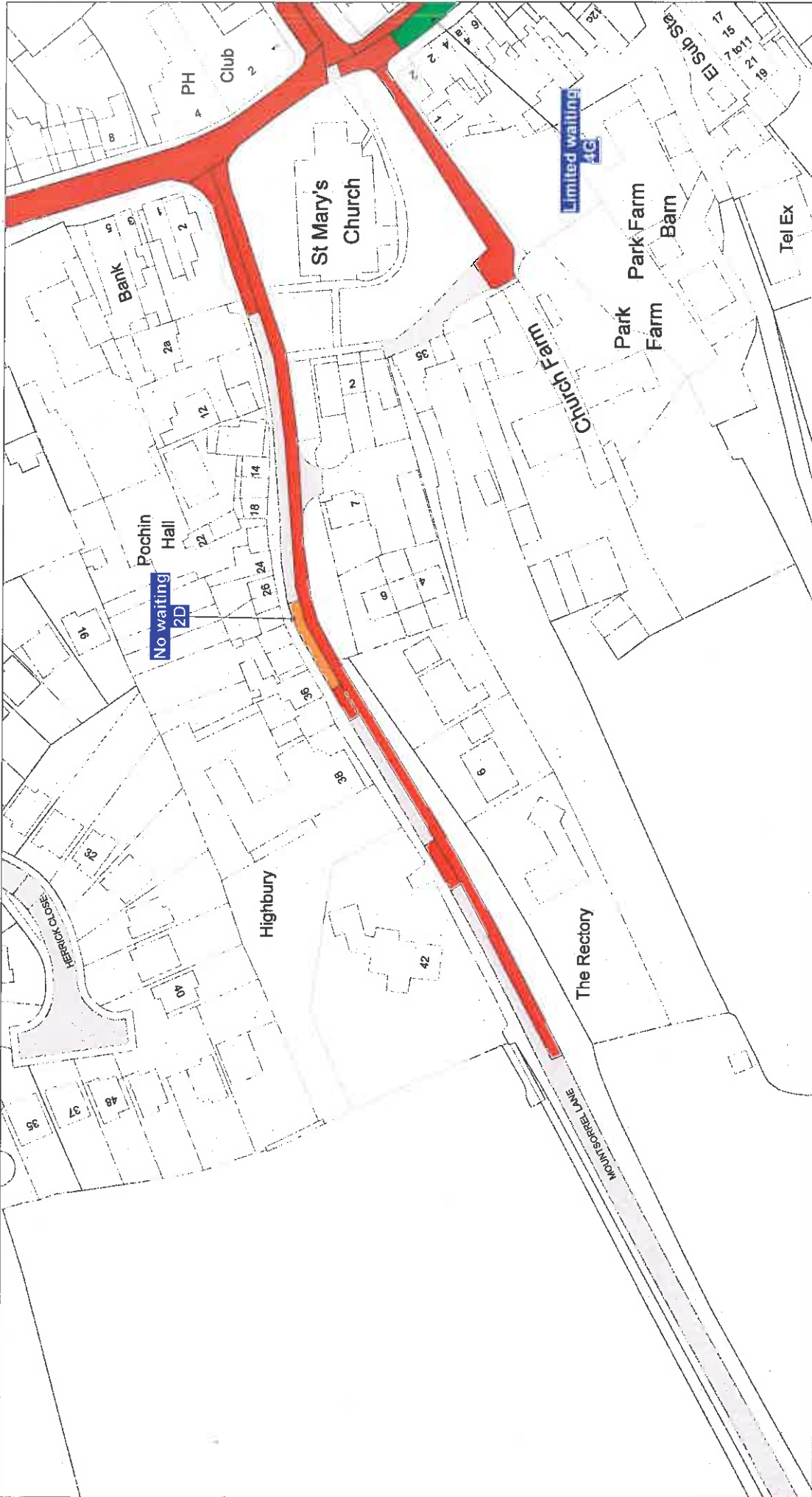


© Crown copyright. All rights reserved
 Leicestershire County Council
 Licence No. 100019271 2018

Tile Ref: GM101

| | |
|-------------|------------|
| SCALE | 1 : 1250 |
| DATE | 28/06/2018 |
| DRAWING No. | |
| DRAWN BY | |



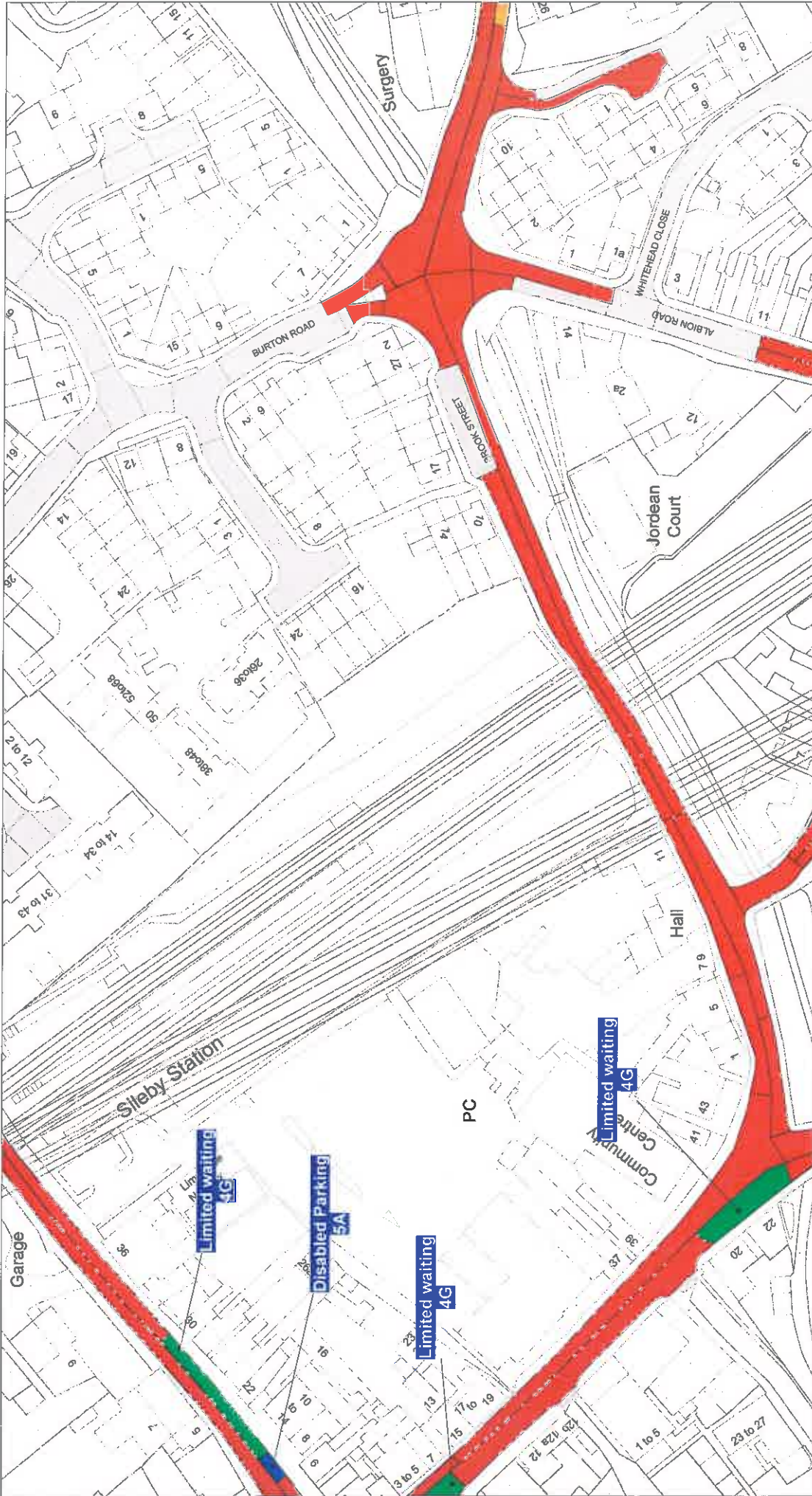


| | |
|-------------|------------|
| SCALE | 1 : 1250 |
| DATE | 28/06/2018 |
| DRAWING No. | |
| DRAWN BY | |

© Crown copyright. All rights reserved
 Leicestershire County Council
 Licence No. 100019271 2018

Tile Ref: GN100





| | |
|-------------|------------|
| SCALE | 1 : 1250 |
| DATE | 28/06/2018 |
| DRAWING No. | |
| DRAWN BY | |

© Crown copyright. All rights reserved
 Leicestershire County Council
 Licence No. 100019271 2018

Tile Ref: GN101



**Leicestershire
County Council**



© Crown copyright. All rights reserved
Leicestershire County Council
Licence No. 100019271 2018

| | |
|-------------|------------|
| SCALE | 1 : 1250 |
| DATE | 28/06/2018 |
| DRAWING No. | |
| DRAWN BY | |

Tile Ref: GY87





© Crown copyright. All rights reserved
 Leicestershire County Council
 Licence No. 100019271 2018

| | |
|--------------|------------|
| SCALE: | 1 : 1250 |
| DATE: | 28/06/2018 |
| DRAWING No.: | |
| DRAWN BY: | |

Tile Ref: GY87



MAP LEGEND

DATE: 25/04/2018

Page
1 of 4















































| | | | | | |
|---|--|---|--|---|---|
|  | 7A: Ambulance Parking Place |  | MR555: Loading Only 4pm-midnight and midnight-10am / Disabled Parking 3 hours no return within 1 hour 10am-4pm |  | 5B: Limited waiting 1 hour no return within 1 hour Mon-Sat 8am-6pm except resident's parking permit holder |
|  | 7B: Bus Parking Place |  | MR552: Disabled Parking 3 hours no return within 1 hour Sun - Wed & Fri / No waiting Thurs & Sat |  | 4A: Limited waiting 2 hours no return within 1 hour 8am-6pm |
|  | 7C: Bus Parking Place 2 hours no return for 1 hour |  | MR555: No waiting Thurs / Disabled Parking Fri-Weds 8am-6pm |  | 4A: Limited waiting 2 hours no return within 1 hour Mon-Fri 8am-6pm |
|  | 8A: Disabled Parking |  | Limited waiting |  | 4A: Limited waiting 2 hours no return within 1 hour Mon-Fri 8am-6pm |
|  | 8B: Disabled Parking 3 hours no return within 1 hour |  | 4S: Limited waiting 1 hour no return within 1 hour 8am-6pm |  | 4A: Limited waiting 2 hours no return within 1 hour Mon-Fri 8am-6pm Partial Footway Parking |
|  | 8C: Disabled Parking 4 hours no return within 1 hour Mon-Fri 8am-6pm |  | 4K: Limited waiting 1 hour no return within 1 hour Fri-Weds 8am-6pm |  | 4C: Limited waiting 2 hours no return within 1 hour Mon-Fri 9am-6pm |
|  | 8D: Disabled Parking 3 hours no return within 1 hour Mon-Sat 8am-6pm |  | 4L: Limited waiting 1 hour no return within 1 hour Mon-Fri 8am-6pm |  | 4V: Limited waiting 2 hours no return within 1 hour Mon-Sat 8am-6pm |
|  | 8E: Disabled Parking 3 hours no return within 1 hour Sun - Wed & Fri |  | 4R: Limited waiting 1 hour no return within 1 hour Mon-Fri 8am-6pm |  | 6C: Limited waiting 2 hours no return within 1 hour Mon-Sat 8am-6pm 01 Oct - 31 May except resident's parking permit holders |
|  | 8K: Disabled Parking 5pm-midnight and midnight-8am |  | 4T: Limited waiting 1 hour no return within 1 hour Mon-Fri 8am-6pm |  | 6D: Limited waiting 2 hours no return within 1 hour Mon-Sat 8am-6pm except resident's parking permit holder |
|  | 8F: Disabled Parking Fri-Weds 8am-6pm |  | 4Y: Limited waiting 1 hour no return within 1 hour Mon-Sat 3pm-6pm |  | 4B: Limited waiting 2 hours no return within 1 hour Mon-Sat 9am-4:30pm |
|  | 8G: Disabled Parking Mon-Sat 8am-6pm |  | 4G: Limited waiting 1 hour no return within 1 hour Mon-Sat 8am-6pm |  | 6E: Limited waiting 20 miles no return within 3 hours Mon-Sat 8am-6pm except resident's parking permit holder |
|  | MR644: Disabled Parking 5pm-midnight and midnight-8am / Loading Only 6am-9pm |  | 6A: Limited waiting 1 hour no return within 1 hour Mon-Sat 8am-6pm 01 Oct - 31 May except resident's parking permit holders |  | |

| | | | | | |
|---|--|---|---|---|--|
|  | 4C: Limited waiting 30 mins no return within 1 hour 8am-9pm |  | MR306: Limited waiting 1 hour no return within 1 hour Fri-Weds 8am-9pm / No waiting Thurs |  | 7Z: Loading Only 30 minutes no return for 30 minutes Mon-Sat 8am-3pm |
|  | 4A: Limited waiting 30 mins no return within 1 hour Mon-Fri 8am-9pm |  | MR553: Limited waiting 2 hours no return within 1 hour Mon-Sat 9am-4.30pm / No waiting / No Loading Mon-Sat 7.30am-8am and 4.30pm-8pm |  | 7K: Loading Only 4pm-midnight and midnight-10am |
|  | 8F: Limited waiting 30 mins no return within 1 hour Mon-Fri 9am-4pm except resident's parking permit holders |  | MR616: Limited waiting 1 hour no return within 1 hour Mon-Sat 8am-9pm / No stopping except taxis 6pm-midnight and midnight-8am |  | 7L: Loading Only 8am-8am |
|  | 4B: Limited waiting 30 mins no return within 1 hour Mon-Sat 8am-9pm |  | Loading Bay |  | 7M: Loading Only 6am-6pm |
|  | 4T: Limited waiting 30 mins no return within 30 mins Mon-Sat 8am-9pm |  | 7W: Goods vehicles loading only 30 minutes no return for 30 mins Mon-Sat 9am-3pm |  | 7N: Loading Only at any time |
|  | 4W: Limited waiting 30 mins no return within 30 mins Mon-Sat 8am-9pm Partial Footway Parking |  | 7Q: Goods vehicles loading only 8am-9pm |  | 7P: Loading Only Mon-Fri 10am-4pm |
|  | 4P: Limited waiting 4 hours no return for 12 hours |  | 7E: Goods vehicles loading only Mon-Sat 8am-9pm |  | 7Q: Loading Only Mon-Sat 8am-9pm |
|  | 4F: Limited waiting 40 mins no return within 1 hour Mon-Sat 8am-9pm |  | 7F: Goods vehicles loading only Mon-Sat 8am-9pm |  | MR607: Loading Only Mon-Fri 10am-4pm / No waiting / No Loading Mon-Fri midnight-10am and 4pm-midnight and Sat Sun |
|  | 4D: Limited waiting 40 mins no return within 20 mins |  | 7G: Loading Only 30 mins no return for 1 hour Mon-Sat 8am-9pm |  | MR626: Loading Only 30 minutes no return for 30 minutes 8am-9pm / No stopping except taxis 6pm-midnight and midnight-8am |
|  | 4E: Limited waiting 40 mins no return within 20 mins Mon-Sat 8am-9pm |  | 7H: Loading Only 30 minutes no return for 30 minutes |  | MR608: No stopping except taxis 6pm-midnight and midnight-8am / Goods vehicles loading only 8am-9pm |
|  | MR618: Limited waiting 1 hour no return within 1 hour Mon-Sat 3pm-9pm / Goods vehicles loading only 30 minutes no return for 30 mins Mon-Sat 8am-3pm |  | 7V: Loading Only 30 minutes no return for 30 minutes 8am-9pm |  | MR676: No stopping except taxis 6pm-midnight and midnight-8am / Loading Only 8am-9pm |
|  | MR623: Loading Only 30 minutes no return for 30 minutes Mon-Sat 8am-3pm / Limited waiting 1 hour no return within 1 hour Mon-Sat 3am-9am |  | 7L: Loading Only 30 minutes no return for 30 minutes 8am-9pm |  | MR602: No stopping except taxis 6pm-midnight and midnight-8am / Goods vehicles loading only Mon-Sat 8am-9pm |













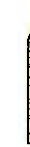









MAP LEGEND

DATE: 25/04/2018

Page
3 of 4

| | | | | | |
|---|---|---|--|---|--|
|  | MIR576: No stopping except taxis 8am-midnight and midnight-6am / Loading Only 8am-6am |  | 2E: No waiting Tues 8am-6pm |  | 3F: No waiting at any time / No loading Tues & Fri |
|  | No waiting |  | 3H: No waiting / No Loading Mon-Fri midnight-10am and 4pm-midnight and Sat & Sun |  | 3A: No waiting at any time / No loading at any time |
|  | 2C: No waiting 8am-6pm |  | 3I: No waiting / No Loading Mon-Sat 7.30am-6am |  | 9A: Parking Place |
|  | 2N: No waiting by any heavy goods vehicles over 7.5t 7pm-midnight and midnight-7am |  | 3G: No waiting / No Loading Mon-Sat 7.30am-8am and 4.30pm-6pm |  | 9C: Parking Place Partial Footway Parking |
|  | 2R: No waiting by buses Mon-Fri 8am-6pm |  | MIR557: Residents Permit Holders Only midnight-8am and 6pm-midnight and Sun / No waiting Mon-Sat 8am-6pm |  | 9B: Parking Place Solo Motorcycles |
|  | 2P: No waiting Mon-Fri 10am-4pm |  | 1A: No waiting at any time |  | Pedestrian Zone |
|  | 2G: No waiting Mon-Fri 7.30am-9am and 3pm-6pm |  | 1B: No waiting at any time on verges |  | PED2: Pedestrian & Cycle Zone |
|  | 2a: No waiting Mon-Fri 7.30am-9am and 4.30pm-6pm |  | No waiting at any time / No loading |  | PED4: Pedestrian & Cycle Zone (Except for access to off street premises) |
|  | 2B: No waiting Mon-Fri 8am-6pm |  | 3D: No waiting at any time / No loading 7pm-midnight and midnight-7am |  | PED6: Pedestrian & Cycle Zone (Except for loading (midnight - 10am & 4pm - midnight)) |
|  | 2D: No waiting Mon-Fri 8am-6pm |  | 3C: No waiting at any time / No loading Mon-Fri 7.30am-9am and 4.30pm-6pm |  | PED3: Pedestrian & Cycle Zone (Except for loading) |
|  | 2H: No waiting Mon-Fri 8am-6pm |  | 3E: No waiting at any time / No loading Mon-Sat 10am-4pm |  | PED12: Pedestrian & Cycle Zone Except for loading (Sun-Wed midnight-10am, 4pm-midnight & Thurs-Sat midnight-4am, 8pm-midnight) |
|  | 2F: No waiting Mon-Sat 9am-6pm |  | 3K: No waiting at any time / No loading Mon-Sat 7.30am-9am and 4.30pm-6pm |  | PED5: Pedestrian & Cycle Zone Sun - Wed & Fri |
|  | 2K: No waiting Mon-Sat 7.30am-9am and 4.30pm-6pm |  | 3L: No waiting at any time / No loading Mon-Sat 7.30am-9am |  | MIR553: Pedestrian & Cycle Zone Sun - Wed & Fri |
|  | 2A: No waiting Mon-Sat 8am-6pm |  | 3B: No waiting at any time / No loading Mon-Sat 7.30am-9am and 4.30pm-6pm |  | midnight-10am and 4pm-midnight and Thurs & Sat midnight-2am and 8pm-midnight (Except for loading) |
|  | 2M: No waiting Thurs |  | |  | midnight-2am and 8pm-midnight (Except for loading) / Pedestrian Zone Sun - Wed & Fri 10am-4pm and Thurs & Sat 2am-8pm |
|  | 2L: No waiting Thurs & Sat | | | | |

MAP LEGEND

| | | | | | |
|---|--|---|---|---|--|
|  | PE08: Pedestrian Zone (Except for loading & access (midnight - 10am & 4pm - midnight)) |  | 6P: Workplace Parking Zone Mon-Fri |  | 7X: No stopping except taxis midnight-6am |
|  | PE09: Pedestrian Zone (Except for loading midnight - 10am & 4pm - midnight) |  | Restricted Parking Zone | | |
|  | PE07: Pedestrian Zone (Except for loading by permit holders (midnight - 10am & 4pm - midnight)) |  | 2Q: Restricted Parking Zone (No waiting at anytime) | | |
|  | PE10: Pedestrian Zone (Except for loading) |  | 3S: Restricted Parking Zone Mon-Fri 8am-9am and 2pm-4pm | | |
|  | PE04: Pedestrian Zone Sun - Wed & Fri 10am-4pm and Thurs & Sat 2am-9pm |  | 8C: School keep clear Mon-Fri 8am-4pm | | |
|  | 8L: Residents Permit Holders Only |  | 8B: School keep clear Mon-Fri 8am-5pm | | |
|  | 8M: Residents Permit Holders Only midnight-5am and 9pm-midnight and Sun |  | Taxi Bay | | |
|  | 8N: Residents Permit Holders Only Partial Footway Parking |  | 7R: No stopping except taxis | | |
|  | 8O: Residents Parking Zone |  | 7S: No stopping except taxis 9pm-midnight and midnight-6am | | |
|  | 8P: Residents Parking Zone (In marked bays) |  | 7T: No stopping except taxis 9pm-midnight and midnight-6am | | |
|  | 8H: Residents Parking Zone Mon-Fri |  | 7U: No stopping except taxis 8am-midnight and midnight-6am | | |
|  | 8J: Residents Parking Zone Mon-Sat 6am-9pm |  | 7A: No stopping except taxis 9pm-midnight and midnight-6am | | |
|  | 8K: Residents Parking Zone Mon-Sat 6am-9pm 01 Oct - 31 May |  | 7V: No stopping except taxis 9pm-midnight and midnight-6am | | |