



GT46/2/205

**ROAD TRAFFIC REGULATION ACT 1984 - SECTIONS 64 AND 65  
AUTHORISATION OF TRAFFIC SIGNS AND SPECIAL DIRECTIONS**

The Secretary of State for Transport, in exercise of his powers under Sections 64 and 65 of the Road Traffic Regulation Act 1984, and of all other powers enabling him in that behalf, for the purpose of informing road users of permit holder parking places in the Meadow Lane area, Hamble-le-Rice, hereby:-

1. authorises the erection at or within 5 metres of the sites indicated as 'Sign A' on the attached plan numbered GT46/2/205(Pt1)-11 of a traffic sign (hereinafter referred to as "the authorised sign A") conforming as to size, colour and character with that shown in the attached drawing numbered NP434, save that a) the days of the week may be varied or omitted and, b) times of the day may be varied or omitted; and
2. authorises the erection at or within 5 metres of the sites indicated as 'Sign B' on the said plan of a traffic sign (hereinafter referred to as "the authorised sign B") conforming as to size, colour and character with that shown in the attached drawing numbered GT46/2/205(Pt1)-12; and
3. directs that, notwithstanding the provisions of Direction 24(4) of the Traffic Signs General Directions 2002 (Part II of SI 2002/3113, "the 2002 Directions"), the road marking shown in diagram 1028.4, 1032 and 1033 in Schedule 6 to the Traffic Signs Regulations 2002 (Part I of SI 2002/3113, "the 2002 Regulations"), need not be used in conjunction with the sign shown in 660 or 660.3 in Schedule 2 to those Regulations within the areas highlighted grey on the said plan; and



GT46/2/205

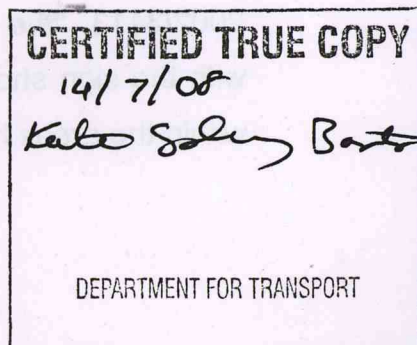
4. directs that the sign to diagram 660 or 660.3 in Schedule 2 to the Traffic Signs Regulations 2002 (Part I of SI 2002/3113, "the 2002 Regulations") shall be erected in sufficient numbers to give adequate information to road users of the waiting restrictions in force in areas highlighted grey on the said plan; and
5. directs that it is a condition of this authorisation that the authorised signs A and B shall only be erected to indicate the effect of a corresponding Traffic Regulation Order; and
6. directs, without prejudice to any statutory provision to the like effect, that it is a condition of this authorisation that the erection of the authorised signs A and B at or near the said sites shall continue to have effect only until such day as may be appointed by one month's notice given by the Secretary of State in writing to the traffic authority for the removal or alteration of the authorised sign A and on that day the said authorisation shall, without prejudice to the giving of any further authorisation or direction, cease to have effect.

The provisions of Regulations 12, 18 and 19 of the Traffic Signs Regulations 2002 (Part I of SI 2002/3113, "the 2002 Regulations") shall apply to the authorised signs A and B in the same manner as they apply to the sign shown in diagram 660 in Schedule 2 to those Regulations.

Dated..... 7 July ..... 2008  
Signed by authority of the Secretary of State

..... G. S. Hanson .....

A Grade 7 Official of the Department for Transport





**Permit  
parking  
area  
ENDS**

40mm x-height  
Black legend and border  
White Background

Department for Transport	
7 July 2008	
Date	
No.	GT 46/2/204(P+1)-12



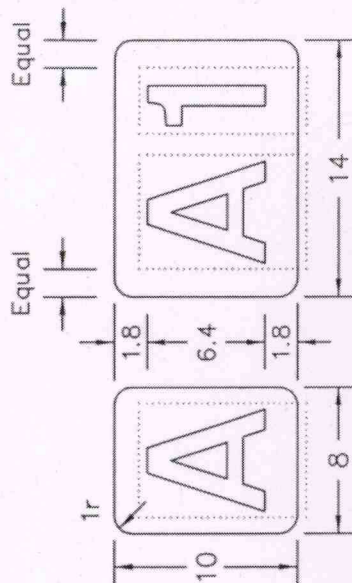
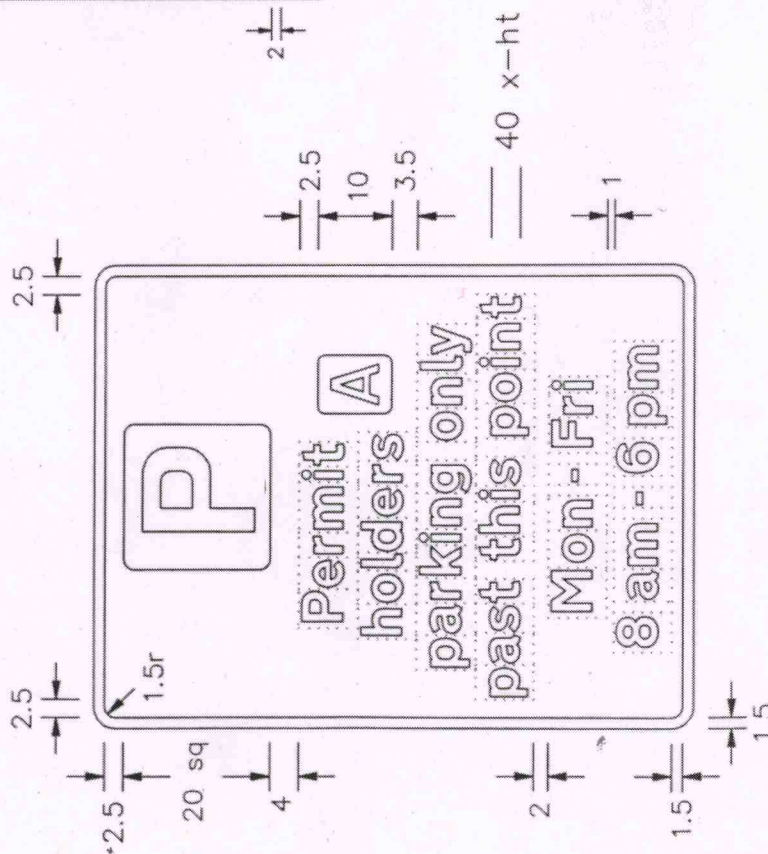

NOTES: 1. The legend is from the Transport Heavy alphabet at the x-height shown.

2. Details of the 'P' symbol are given on drawing S 43.

3. The tile outlines do not form part of the sign.

4. COLOURS : Background    --- WHITE  
Legend & Border    --- BLACK  
'p' symbol    --- WHITE  
'p' Tile    --- BLUE

5. DIMENSIONS : x-height are in millimetres, other dimensions are in stroke widths. ( $4sw = x-ht$ )



Tile width is increased  
to 20sw when third  
character added

## TYPICAL CODE IDENTIFIERS

NOTE : The characters shown are from the Transport Medium alphabet. The characters and the tiles may be varied in size and may be in any contrasting colours.

Department for <b>Transport</b>	Title:  Regulatory Signs  PERMIT PARKING PAST THIS POINT	Issue:	Date:	Drawn by: L.W.  Approved by: R.M.	Dimensions:  SEE NOTE 5	Drawing No.  NP 434  Sheet 1 of 2
		A:	11.05.07			
		B:				
		C:				



Drawing No. <b>NP 434</b> Sheet 2 of 2	Related Drawing <b>S 43</b>	Before using this drawing, confirm that it has not been superseded.	© CROWN COPYRIGHT
--	--------------------------------	---	-------------------

**NOTES:**

- The legend is from the Transport Heavy alphabet at the x-height shown.
- Details of the 'p' symbol are given on drawing S 43.
- The tile outlines do not form part of the sign.
- COLOURS :** Background ----- WHITE  
 Legend & Border ----- BLACK  
 'p' symbol ----- WHITE  
 'p' Tile ----- BLUE
- DIMENSIONS :** x-heights are in millimetres, other dimensions are in stroke widths. (4sw = x-ht)
- See sheet 1 for other dimensions and details of permit patch.

Department for <b>Transport</b>	Title: <b>Regulatory Signs</b> <b>PERMIT PARKING PAST THIS POINT</b>	Issue:    Date: A:        11.5.07 B: C:	Drawn by: L.W. Approved by: R.M.	Dimensions: SEE NOTE 5	Drawing No. <b>NP 434</b> Sheet 2 of 2
------------------------------------	---	--	---	------------------------------	--





This plan contains extracts from the Ordnance Survey map with the permission of The Controller of Her Majesty's Stationery Office. Unauthorised reproduction infringes Crown copyright and may lead to prosecution or civil proceedings. Licence LA077860

**LEGEND:**

- DOUBLE YELLOW LINES
- - - PARKING BAY
- /// PERMIT PARKING AREA

Department for Transport	
Date	7 July 2008
No.	GT 46/2/2008(P11)-11

Scheme	MEADOW LANE, HAMBLE-LE-RICE		
Title	PROPOSED LOCATIONS OF SIGN REFERENCE A AND B		
Scale @A4	1:1250	Date	MAR 08
Drawing No	E/TM/01/M/22/025	Project No	E/TM/01/M/22
Drawn by	GJB	Checked by	PG

**EASTLEIGH**  
BOROUGH COUNCIL

Duncan McVey B.Sc., C.Eng., M.I.C.E.  
Head of Transportation & Engineering

Civic Offices  
Leigh Road, Eastleigh  
Hampshire, SO50 9YN  
Telephone: (023) 8068 8000  
Fax: (023) 8062 0908  
Email: engineers@eastleigh.gov.uk

**Transportation  
and  
Engineering**