

STATUTORY INSTRUMENTS

2002 No. 3113

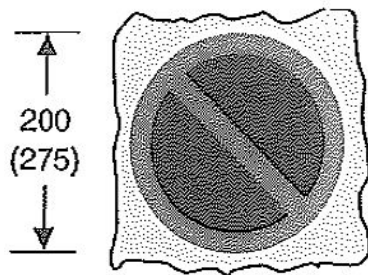
ROAD TRAFFIC

The Traffic Signs
Regulations and General
Directions 2002

<i>Made - - - -</i>	<i>16th December 2002</i>
<i>Laid before Parliament</i>	<i>10th January 2003</i>
<i>Coming into force - -</i>	<i>31st January 2003</i>



22



636

Temporary prohibition of waiting
except for loading and unloading


Item	
1	Regulations: None
2	Directions: 7, 11
3	Diagrams: 636.1
4	Permitted variants: Schedule 16, item 11 Name of the police force or traffic authority, or the word "Police" or "POLICE" may be added above or below the roundel
5	Illumination requirements: Schedule 17, item 9



636.1

Temporary prohibition of loading and unloading

Item	
1	Regulations: None
2	Directions: 7, 11
3	Diagrams: 636
4	Permitted variants: The legend may be on one line
5	Illumination requirements: Schedule 17, item 9



636.2

Temporary prohibition on stopping
during the periods indicated

Item	
1	Regulations: None
2	Directions: 7, 11, 39(4)
3	Diagrams: None
4	Permitted variants: Schedule 16, item 38 The name of the police force may be varied to the appropriate force, "POLICE" or "Police", the name of a traffic authority, or omitted. "No stopping" may be on one line
5	Illumination requirements: Schedule 17, item 9



637.1

Continuous prohibition on waiting except
loading and unloading on verge or footway

Item	
1	Regulations: None
2	Directions: 7, 11
3	Diagrams: None
4	Permitted variants: Schedule 16, item 11 The sign shown in diagram 642 may be substituted for the symbol of the sign shown in diagram 636. The words "verge or" or "or footway" may be omitted
5	Illumination requirements: Schedule 17, item 9

Signs to be placed only to indicate the effect of a statutory prohibition

7.—(1) Except as provided by paragraph (3), the signs to which this paragraph applies may be placed on or near a road only to indicate the effect of an Act, order, regulation, byelaw or notice (“the effect of a statutory provision”) which prohibits or restricts the use of the road by traffic.

(2) Paragraph (1) applies to—

- (a) the signs shown in diagrams 606, 607, 609, 612, 613, 614, 616, 617, 618, 618.1, 618.2, 618.3, 618.3A, 618.4, 619, 619.1, 619.2, 620, 620.1, 622.1A, 622.2, 622.4, 622.5, 622.6, 622.7, 622.8, 622.9, 625.1, 626.2A, 627.1, 629, 629A, 629.1, 629.2, 629.2A, 632, 636, 636.1, 636.2, 637.1, 637.2, 637.3, 638, 638.1, 639, 639.1B, 640, 640.2A, 640.3, 640.4, 640.5, 642, 642.2A, 642.3, 646, 647, 650.1, 650.2, 650.3, 651, 652, 660, 660.3, 660.4, 660.5, 660.6, 660.7, 661A, 661.1, 661.2A, 661.3A, 661.4, 662, 663, 663.1, 664, 665, 666, 667, 667.1, 667.2, 668, 668.1, 668.2, 670, 671, 672, 673, 674, 675, 804.1, 804.2, 804.3, 804.4, 810, 818.2, 818.3, 818.4, 951, 952, 953, 953.1, 953.2, 954, 954.2, 954.3, 954.4, 954.5, 954.6, 954.7, 955, 956, 957, 958, 958.1, 959, 959.1, 960, 960.1, 961, 962, 962.2, 963, 963.2, 963.3, 964, 969, 1017, 1018.1, 1019, 1020.1, 1028.2, 1028.3 (except when used in conjunction with the sign shown in diagram 786), 1028.4, 1032, 1033, 1036.1, 1036.2, 1037.1, 1046, 1048, 1048.1, 1048.2, 1048.3, 1048.4, 1049, 1049.1, 1050, 1065, 2003, 2007, 2009, 2010.1, 2010.2, 2107, 2108, 2123, 2124, 5001.1, 5001.2, 5003, 5003.1, 5005, 5005.1, 7201, 7201.1, 7203.1, 7204, 7207, 7210, 7211.1, 7212, 7213, 7214, 7215, 7216, 7217, 7218, 7220, 7230, 7231, 7232, 7233, 7234, 7235, 7260, 7261, 7282, 7283, 7283.1, 7284, 7284.1 and 7290; and

- (b) any sign which, by virtue of regulation 17 and item 31 of Schedule 16, incorporates as a symbol a sign shown in a diagram specified in sub-paragraph (a).

(3) A sign shown in a diagram specified in an item in column (2) of the Table may be placed at a site or in circumstances specified in column (3) of that item notwithstanding that it does not at that site or in those circumstances indicate the effect of a statutory provision.

Table

(1) Item	(2) Diagram	(3) Site or circumstances
1.	606	On the central island of a roundabout or in combination with a plate of the type shown in diagram 608
2.	609	On a road approaching its junction with a dual carriageway road whether or not in combination with a plate of the type shown in diagram 608
3.	616, 1046	At a site which has been approved by the Secretary of State
4.	629.2, 629.2A	On— (a) a road which passes under or through a bridge, tunnel or other structure which limits the height of vehicles using that road; or (b) any such bridge, tunnel or other structure
5.	2003, 2007, 2009, 2107, 2108 or a sign to which paragraph (1) applies by virtue of paragraph (2)(b)	When— (a) including a symbol representing diagram 629.2 or 629.2A in the circumstances specified in item 4; or (b) not including a symbol representing a sign to which paragraph (1) applies
6.	818.2, 818.3, 818.4	When placed in the circumstances specified in item 4 above to indicate that the prohibition indicated by the sign shown in diagram 629.2 or 629.2A is ahead

(4) The sign shown in diagram 626.2A may be placed only to indicate the effect of a statutory provision which restricts the use of a road carried by a bridge or other structure—

- (a) in the case of vehicles required to be marked with their maximum gross weight, to any vehicle with a maximum gross weight not exceeding that indicated on the sign; or
- (b) in the case of vehicles not required to be marked with their maximum gross weight but required to be marked with their unladen weight, to any vehicle with an unladen weight not exceeding the maximum gross weight indicated on the sign.

The placing of certain signs to indicate the beginning of a restriction, requirement, prohibition or speed limit

8.—(1) This direction applies to the signs shown in diagrams 616, 617, 618, 618.1, 618.2, 618.3, 618.3A, 619, 619.1, 619.2, 620, 620.1, 622.1A, 622.4, 622.5, 622.6, 622.7, 622.8, 622.9, 625.1, 626.2A, 627.1, 629, 629A, 629.1, 629.2, 629.2A, 632, 642, 646, 663, 663.1, 665, 667, 667.1, 668, 668.1, 670, 672, 674, 951, 952, 953, 953.1, 955, 956 and 957.

(2) In accordance with the following provisions of this direction and the provisions of direction 9, appropriate signs to which this direction applies shall be placed to indicate the point at which a restriction, requirement, prohibition or speed limit applying to traffic on a road (in this direction and in direction 9 called “the relevant road”) begins.

(3) Subject to paragraphs (4), (5) and (6) and to direction 9, a sign to which this direction applies shall be placed on the relevant road at or as near as practicable to the point referred to in paragraph (2)—

- (a) where the relevant road has only one carriageway, on each side of that carriageway; or
- (b) where the relevant road has more than one carriageway, on each side of each carriageway in relation to which the restriction, requirement, prohibition or speed limit begins.

(4) Where the relevant road has one carriageway, then signs to which this direction applies need only be placed on one side of the relevant road to indicate the point at which a restriction, requirement, prohibition (but not a speed limit) begins in the following cases—

- (a) where the restriction, requirement or prohibition applies only to traffic on one side of the relevant road; or
- (b) at a junction where—
 - (i) traffic proceeding on another road on which it is permitted to proceed only in one direction turns into the relevant road; or
 - (ii) the carriageway of the relevant road is less than 5 metres wide and the sign is so placed that its centre is within 2 metres of the edge of the carriageway.

(5) Where a length of road which passes under or through a bridge, tunnel or other structure is subject to a prohibition on vehicles exceeding a particular height, the sign shown in diagram 629.2 or 629.2A may be placed on the bridge, tunnel or other structure to indicate the prohibition in addition to or instead of the signs required to be placed by paragraph (3).

(6) Paragraphs (3) and (4) shall not apply to the signs shown in diagrams 667, 667.1, 668 and 668.1 which shall be placed on the side of the carriageway on which parking on a verge or footway is permitted and as near as is practicable to the point at which the length of the verge or footway concerned begins.

Beginning of a speed limit—further provisions

9.—(1) Direction 8(3) does not apply where a speed limit in force on the relevant road begins—

- (a) at a point where the relevant road begins, being a point where it has no junction with another road; or
- (b) at a point where the relevant road has a junction with another road and the same speed limit is in force on both roads.

(2) This paragraph applies where the relevant road has a junction (“the junction”) with the side of another road (“the other road”) and a maximum speed limit is in force on the other road which is different from the speed limit in force on the relevant road.

(3) Where paragraph (2) applies, it is sufficient compliance with direction 8(2), for the purpose of indicating the beginning of the speed limit on the relevant road to traffic entering it

(7) Where the relevant road has a junction with the side of the other road and—

(a) a national speed limit is in force on the other road; and

(b) a maximum speed limit is in force on the relevant road,

then, for the purpose of indicating the national speed limit to traffic entering the other road from the relevant road, traffic signs shown in diagram 671 or 675 shall be placed in accordance with paragraph (8) on the relevant road not further than 20 metres from the junction.

(8) If the relevant road has one carriageway, one such sign shall be placed on each side of that carriageway and, if the relevant road is a dual carriageway road, one such sign shall be placed on each side of the carriageway by which traffic may pass from the relevant road into the other road.

Repeater signs

11.—(1) Paragraph (2) applies to the signs shown in diagrams 614, 632, 636, 636.1, 636.2, 637.1, 637.2, 637.3, 638, 638.1 when the arrow is omitted, 639 when the arrow is omitted, 639.1B, 640 when the arrow is omitted, 642, 646, 650.1, 650.2, 650.3, 660, 660.3, 660.4, 660.5, 660.6, 661A, 661.1, 662, 670 (except when displayed on a variable message sign in the manner mentioned in regulation 58(7)(b)), 672, 956, 957, 959, 959.1, 960, 960.1 and 961.

(2) Subject to paragraphs (3) and (4), signs to which this paragraph applies shall be placed at regular intervals along a road which is subject to a restriction, requirement, prohibition or speed limit which can be indicated by the signs.

(3) Signs shown in diagram 670 when varied to “20” need not be placed in accordance with paragraph (2) on a road within an area into which each entrance for vehicular traffic has been indicated by the sign shown in diagram 674.

(4) The sign shown in diagram 670 (except when displayed on a variable message sign in the manner mentioned in regulation 58(7)(b)) shall not be placed along—

(a) a road on which there is provided a system of carriageway lighting furnished by lamps lit by electricity placed not more than 183 metres apart in England and Wales or not more than 185 metres apart in Scotland and which is subject to a speed limit of 30 mph; or

(b) a motorway on which a national speed limit is in force.

(5) The sign shown in diagram 671 shall be placed at regular intervals along the length of a road (other than a motorway) on which—

(a) there is a system of street or carriageway lighting furnished by lamps lit by electricity placed not more than 183 metres apart in England and Wales or not more than 185 metres apart in Scotland; and

(b) a national speed limit is in force.

Signs to be placed only on specified types of road

12.—(1) The signs shown in diagrams 2001, 2002, 2003, 2004, 2005, 2005.1, 2006, 2007, 2008, 2009, 2010.1, 2010.2, 2011, 2012, 2013, 2014, 2015, 2016, 2017, 2018, 2019, 2020, 2021, 2021.1, 2022, 2023, 2024, 2025, 2030, 2030.1, 2032, 2033, 2034, 2035 and 2717 may be placed only on or near a primary route.

(2) The signs shown in diagrams 2026, 2027, 2027.1, 2028 and 2029 may be placed only on a primary route, or on a non-primary route at a junction with a primary route.

13.—(1) The signs shown in diagrams 2101, 2101.1, 2101.2, 2102, 2102.1, 2103, 2104, 2105.1, 2106.1, 2107, 2108, 2109, 2110, 2111, 2111.1, 2112, 2113, 2113.1, 2114, 2114.1, 2115, 2115.1, 2116, 2117, 2118, 2119, 2120, 2121, 2122, 2123, 2124, 2124.1, 2128, 2129, 2130, 2131, 2133, 2135, 2137.1, 2138 and 2139 may be placed only on or near a non-primary route.

(2) The signs shown in diagrams 2125, 2126, 2126.1, 2127, 2132, 2134, 2136, 2137, 2140, 2322 and 2323 may be placed only on or near a non-primary route, or on a primary route at a junction with a non-primary route.

(3) The signs shown in diagrams 1012.3, 2031, 2201, 2202, 2203, 2204, 2205, 2208, 2209, 2210, 2211, 2212, 2213, 2214, 2215, 2216, 2217, 2218, 2301, 2302, 2303, 2304, 2305, 2306, 2307, 2308.1, 2309.1, 2310.1, 2311.1, 2311.2, 2313.1, 2313.2, 2313.3, 2313.4, 2313.5, 2313.6, 2314.1, 2314.2, 2324, 2325, 2326, 2327, 2328, 2329, 2330, 2401, 2402.1, 2403.1, 2501, 2502, 2504, 2505, 2505.1, 2506, 2507, 2508, 2509.1, 2510, 2511, 2512, 2513, 2601.1, 2601.2, 2602.1,

