



## The Blue Badge scheme: rights and responsibilities in England

Please read this leaflet before using your badge and keep it in case you need to refer to it in future.



This leaflet is available in Braille, audio tape and CD formats. You can order copies by telephoning: 0870 1226 236.

**Record useful information here  
so that it is always to hand**

**Badge number**

**Issued by  
(name of your  
local authority)**

**Issuing office  
address**

**Issuing office  
telephone number**


# Contents

	Page
<b>The Blue Badge Scheme</b>	<b>6</b>
<b>1. Your responsibilities as a Blue Badge holder</b>	<b>7</b>
Who can use your badge	8
How to display your badge	9
When you need to use a parking disc/clock	10
Power to inspect your badge	10
Renewing your badge	11
Returning your badge	11
Drivers who hold a Blue Badge	12
Further advice and information	13

<b>2. Where can I park?</b>	<b>14</b>
Where you can park	15
Places you need to check before parking	17
Places where you cannot park	20
Safe and responsible parking	23
<b>3. Travel advice</b>	<b>25</b>
Travelling in Central London	26
London Congestion Charging Scheme	27
Travelling Abroad	28
Toll Concessions for Blue Badge holders	40

# The Blue Badge scheme

Your Blue Badge will help you to park close to your destination, either as a passenger or driver. However, the badge is only valid for on-street parking. It does not automatically apply to off-street car parks, such as local authority or supermarket car parks, or on privately owned roads, such as you might find at airports. This leaflet will provide you with more information about where you can and cannot park.



## How do I use my Blue Badge properly ?



*You must never give your badge to friends or family to allow them to park for free without you*

# 1 Your responsibilities as a Blue Badge holder

It is down to you to use your Blue Badge properly. The badge and its concessions are just for your use. It is a criminal offence for you or anyone else to misuse your badge, and it can lead to a £1,000 fine. Making sure that the scheme is not abused will benefit genuine badge holders, such as yourself.

If you are using the parking concessions as a passenger, you should make sure that the driver is aware of all the rules set out in this leaflet.

## Who can use your badge?

**The badge is for your use and benefit only. It must not be displayed unless you are using it directly.**

**Do not allow other people to use your badge to do something on your behalf such as shopping or collecting something for you, unless you are travelling with them.**

**Do not allow other people to use your badge to benefit from the concessions.**

- The trip must be for your benefit only and you must be using the vehicle.

- You must never give your badge to friends or family to allow them to park for free without you, even if they are visiting you.

**Do not allow other people to use your badge unless you are travelling in the vehicle.**

- The only exception is if someone is driving into or out of an area which is only accessible to vehicles displaying a Blue Badge in order to pick up or drop you off or they are sitting in the car waiting for you to return.



## How to display your badge

When using the parking concessions **you must display** the badge on the dashboard or facia panel, where it can be clearly read through the front windscreen. The front of the badge should face upwards, showing the wheelchair symbol.

If there is no dashboard or facia panel in your vehicle, you must still display your badge in a place where it can be clearly read from outside of the vehicle.

If you do not display your badge correctly you could get a parking fine.





*Blue parking disc*



## When you need to use a parking disc/clock

In England and Wales, when you park on yellow lines or another place where there is a time restriction, you need to display the blue parking disc to show your time of arrival. The disc should be sent to you together with your Blue Badge. If not, you can get a disc from the same authority which issued your badge.

If you need to use a parking disc/clock, you must display the disc on the vehicle's dashboard or fascia panel, so that the time can

be seen clearly through the front windscreen. If there is no dashboard or fascia panel in your vehicle, you must still display it in a place where it can be clearly read from outside of the vehicle. You do not need to display a parking disc/clock when visiting Scotland.

## Power to inspect your badge

Police officers, traffic wardens, parking attendants and civil enforcement officers have the power to inspect your badge. These people should produce an identity

card with their photograph on it to prove they are who they say they are. If any of these people ask to see your badge, you must show it to them. If you do not, you will be breaking the law and you could be fined up to £1,000.

## Renewing your badge

You can apply for a new badge from your local authority some weeks before it runs out. **Do not use your badge if it is out of date or you may be fined.**

## Returning your badge

If your medical condition improves and you no longer need your badge, you must return it securely to your local authority. **If you continue to display your badge when you no longer need it you may be fined up to £1,000.**

You must also make sure that the details on the front of the badge remain legible. If they become unreadable through fading or wear and tear, you must return the badge to your local authority so they can issue you with a new one. Displaying a badge that is illegible may result in a parking fine.



## Drivers who hold a Blue Badge

If you are a driver and your disability is likely to affect your ability to drive (even if your car is adapted), the law says you must tell the Driver and Vehicle Licensing Agency (DVLA). You can write to them at DVLA, Swansea SA99 1TU, or phone **0870 600 0301**. If you have access to the internet, you can email them at **drivers.dvla@gtnet.gov.uk**. Their website address is **www.dvla.gov.uk**

Holding a Blue Badge does not by itself mean that you do not have to pay road tax, but you may be exempt if you meet certain other criteria set by the DVLA. For more information on the criteria for road tax exemption, contact the DVLA on **0845 712 3456** or pick up their booklet **V188** which is available from DVLA offices (see **www.dvla.gov.uk** for details).



## Further advice and information

You should always tell your local authority if your circumstances change, such as

- your badge needs to be renewed;
- your badge is lost, stolen or damaged;
- you change address;
- you no longer need a badge and want to return it; or
- a badge needs to be returned because the holder has died.


You should always tell your local authority first, but if they are unable to help please telephone the Blue Badge Helpline **0161 367 0009, 0207 944 2914** or email **[blue.badge@dft.gsi.gov.uk](mailto:blue.badge@dft.gsi.gov.uk)**

# 2

## Where can I park?

If you do not drive yourself, it is important that you share this information with anyone who will be carrying you as a passenger.

What are the rules?



# Where you can park

The following table lists the parking benefits available to you as a Blue Badge holder.

However, you must always check signs to see what the rules are when parking.

## Place

Yellow lines



## Conditions

Badge holders may park on single or double yellow lines for up to three hours in England and Wales except where there is a ban on loading or unloading, and at a few locations where local schemes apply, such as parts of central London (see page 18).

**There is no time limit for parking on yellow lines in Scotland.**

You must display your Blue Badge and the special blue parking disc showing your time of arrival, except in Scotland.

You must wait for at least one hour after a previous period of parking before you can park the same vehicle in the same road or part of a road on the same day.

## Place

'On-street' parking meters and pay-and-display machines

## Conditions

Badge holders may park for free and for as long as they need to unless there is a traffic sign specifying a time limit for holders of disabled parking badges.

### **You must display your Blue Badge.**

Where a time limit is in force, you must also display the special blue parking disc showing your time of arrival.

'On-street' disabled parking bays

These have a Blue Badge sign (some may still be orange).

You may park free and without time limit unless signs say otherwise (check local signs for information).

### **You must display your Blue Badge.**

Always try to use these bays instead of parking on yellow lines.



# Places you need to check before parking

There are a number of restrictions and local parking schemes which you need to be aware of. Here is a list of these places and

the parking restrictions in force. If in doubt, ask before you travel.

## Place

Off-street car parks (such as supermarket or local authority car parks)



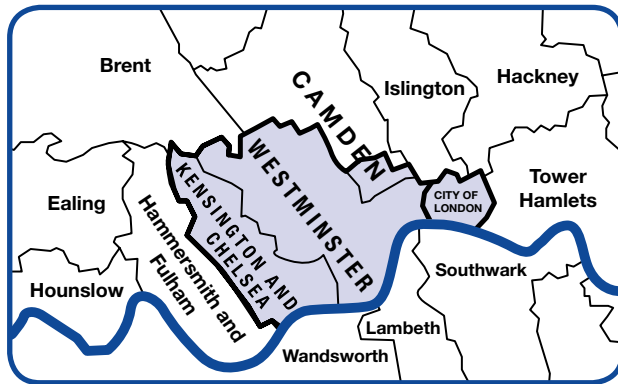
## Conditions

Most car park operators provide parking spaces for disabled people. However, it is up to the car park owner to decide whether badge holders can park free of charge.

**Do not assume you can always park for free.**

## Place

The London boroughs of Kensington & Chelsea, the City of Westminster, the City of London and part of the London Borough of Camden (see map below for boundaries)



Town centres where local schemes are in operation

## Conditions

These four boroughs offer their own individual concessions to disabled people instead of the Blue Badge scheme.

They do, however, provide a number of bays for Blue Badge holders. You can buy a copy of the *Pie Guide* which shows where these bays are located by phoning the Association of London Government on **0870 444 5434**.

Each of the boroughs issues its own disabled parking badge to people who live or work in their areas.

Contact details for these four London boroughs are provided on pages 26 and 27 of this leaflet.

You can find the location of parking bays in London and elsewhere at <http://www.bluebadge.direct.gov.uk>

Please check local signs for information.

## Place

Road systems at airports

## Conditions

Contact the airport in advance to check the parking arrangements.

Private roads

Do not park unless you have permission from the owner(s).

Red Routes (major roads in Greater London which are marked with a single or double red line)



A vehicle displaying a Blue Badge may stop on single or double red lines, but only to pick up or set down the badge holder.

You are not allowed to pick up or set down Blue Badge holders at bus stops on red routes where there is also a wide white line.

Parking on red routes is only allowed, if at all, at spaces specifically reserved for Blue Badge holders. You must always check the signs to see what concessions are available.

Please note there are a small number of red routes, outside of London. Please contact the relevant local authority for advice on parking restrictions on these routes.

Transport for London has general information on concessions for Blue Badge holders on roads that have priority (red) route controls. You can get this information by phoning them on **0845 305 1234** or by visiting their website at **[www.tfl.gov.uk](http://www.tfl.gov.uk)**

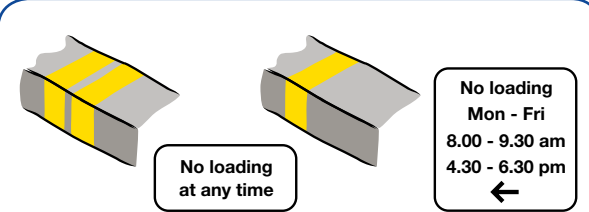
# Places where you cannot park

The Blue Badge is not a licence to park anywhere. Like other road users, you must obey the rules of the road, as laid out in the

Highway Code. Here is a list of places where you must not park.

## Place

Places where there are loading and unloading restrictions



**No loading at any time**

**No loading Mon - Fri  
8.00 - 9.30 am  
4.30 - 6.30 pm  
←**

**Loading prohibited 24 hours a day, 7 days a week, for at least 4 consecutive months**

**Loading prohibited for any lesser period. The arrow indicates the direction in which the prohibition starts**

## Conditions

Look for yellow markings on the kerb and details of any restrictions on plates displayed at the kerb-side of the road on zone entry signs.

## Place

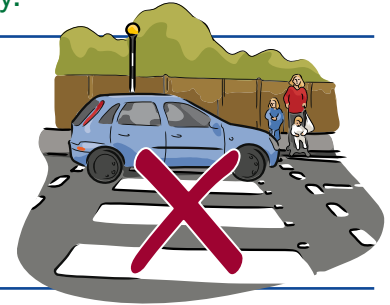
Parking places reserved for specific users such as permit holders, doctors, local residents, people loading or unloading, taxis or cyclists

## Conditions

All parking is forbidden but you may be able to get permission from your local authority's highways department to use a specific residents' parking bay.

Pedestrian crossings (zebra, pelican, toucan and puffin crossings), including areas marked by zig-zag lines

All parking forbidden



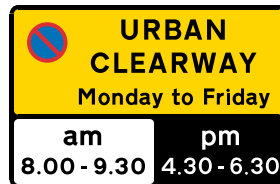
Clearways (no stopping)

All parking forbidden

A bus stop clearway during its hours of operation

All parking forbidden

An urban clearway within its hours of operation



You may pick up or drop off passengers. All other parking forbidden

**Place****Conditions**

School 'keep clear' markings during the hours shown on a yellow no-stopping plate


All parking forbidden

During the time a ban on loading or unloading is in force

All parking forbidden

Bus, tram or cycle lanes or cycle tracks

All parking forbidden



Where there are double white lines in the centre of the road (even if one of the lines is broken)

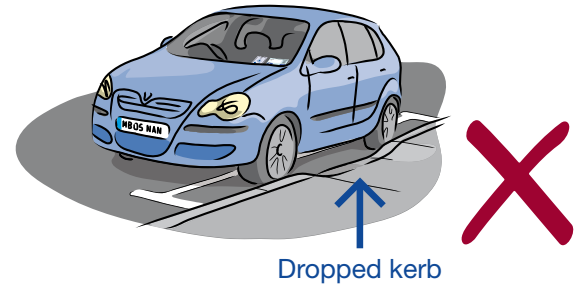
All parking forbidden

Suspended meter bays or when use of the meter is not allowed

All parking forbidden

Where temporary parking restrictions are in force, as shown for example by no-waiting cones

All parking forbidden



## Safe and responsible parking

Do **not** park where it would endanger, inconvenience or obstruct pedestrians or other road users. Examples of dangerous or obstructive parking include the following, although there are others:

- school entrances, bus stops, on a bend, or near the brow of a hill or hump bridge;
- where it would make it difficult for others to see clearly, such as close to a junction;
- where it would make the road narrow, such as by a traffic island or roadworks;

- where it would hold up traffic, such as in narrow stretches of road or blocking vehicle entrances;
- where emergency vehicles stop or go in and out, such as hospital entrances;
- where the kerb has been lowered or the road raised to help wheelchair users; and
- on a pavement, unless signs permit it.

**The Blue Badge is not a licence to park anywhere. If you park where it would cause an obstruction or danger to other road users your vehicle could be removed by the police.**

## REMEMBER

If you do not drive yourself, you should share the information in this leaflet with the person who will be carrying you as a passenger.

You cannot legally be wheelclamped on the public highway ('on-street') for parking offences, provided you correctly display a

valid Blue Badge according to the rules of the scheme. But parking in forbidden areas or where it would endanger or obstruct other road users is an offence, which could mean you get a parking fine. You could also be prosecuted, have your car towed away and your badge withdrawn.



How do I use  
my Blue Badge  
when I am  
travelling?

# 3

## Travel advice

You can use your badge when travelling in the UK and European Union but the concessions do vary. The following travel information was correct as of October 2007 but things can change. If in doubt always check locally before travelling somewhere new.

## Travelling in Central London

If you are planning to visit one of the four Central London boroughs, you may wish to get more information about parking from them first. The following travel information was correct as of October 2007. Please remember that things can change; if in doubt always check locally. Here are the addresses to write to:

### **City of London**

Department of Technical  
Services,  
PO Box 270,  
Guildhall,  
London EC2P 2EJ  
Tel: 020 7332 3910

### **Kensington & Chelsea**


Information Office,  
Parking Shop,  
19-27 Young Street,  
London W8 5EH  
Tel: 020 7361 3004

### **Camden**

Parking Solutions,  
PO Box 20219,  
London NW1 9GL  
Tel: 020 7974 4646

### **Westminster**

Disabled Parking Office,  
PO Box 6100,  
London SW1E 6Q  
Tel: 020 7641 5123



## London Congestion Charge Scheme

As a badge holder you do not have to pay the London Congestion Charge.

To qualify for exemption from the Charge, you must pre-register with Transport for London and pay a one-off registration fee of £10. You need to apply at least 10 days before your journey.

You do not need to own or drive a vehicle to register for this concession. You can register up to two vehicles that you normally use for

travelling in Central London. You can get a registration form by writing to Congestion Charging, PO Box 2985, Coventry CV7 8ZR, by visiting the Congestion Charge website at [www.cclondon.com](http://www.cclondon.com), or by calling their helpline on 0845 900 1234 (Minicom 020 7649 9123).



## Travelling Abroad

**Your Blue Badge is recognised throughout the European Union (EU).** This means that you can take advantage of the parking concessions available in all other EU countries.

**There are no current arrangements for you to use your badge outside the European Union, in countries such as the USA, Australia or Canada.**

Please note that the **concessions provided in other EU countries may not be the same as in the UK.** You can download a full list of the EU concessions at <http://www.iam.org.uk/motoringtrust/advice/parking/bluebadgeusersparkingineurope.htm>

Some of the information from this leaflet has been summarised in the following tables:

Country	Can I use disabled person's parking bays?*	What is the position in car parks?	Are there any parking restrictions for badge holders on roads?	Do I have to pay to park when parking on roads?	How long can I park for on roads?	Can I park in pedestrianised zones?
<b>Austria</b>	Yes – unless assigned to specific person or vehicle <i>*All marked with wheelchair symbol</i>	No concessions	Yes – where all parking prohibited	No	Unlimited	Yes – only during vehicle delivery access times
<b>Belgium</b>	Yes	Free parking provided in bays marked for disabled people	Yes – where all parking prohibited	No	Unlimited	No
<b>Bulgaria</b>	Yes	Concessions vary – check locally	Yes – check locally	Yes – check locally	Time limits apply	No

Country	Can I use disabled person's parking bays?*	What is the position in car parks?	Are there any parking restrictions for badge holders on roads?	Do I have to pay to park when parking on roads?	How long can I park for on roads?	Can I park in pedestrianised zones?
<b>Cyprus</b>	Yes	Free parking in some public car parks	Yes – where all parking prohibited	No	Unlimited	No – unless signs permit
<b>Czech Republic</b>	Yes – unless assigned to specific person or vehicle	Free parking in some car parks	Yes – where all parking prohibited	Yes – where payment required	Time limits apply	No – unless signs permit
<b>Denmark</b>	Yes	No concessions	No – but must not cause an obstruction	Yes – where payment required	Time limits vary	No – unless signs permit

Country	Can I use disabled person's parking bays?*	What is the position in car parks?	Are there any parking restrictions for badge holders on roads?	Do I have to pay to park when parking on roads?	How long can I park for on roads?	Can I park in pedestrianised zones?
<b>Estonia</b>	Yes	Free parking in some car parks	No – but vehicle must be parked on footpath and must not cause obstruction where parking restrictions apply	No	Unlimited	No
<b>Finland</b>	Yes – unless assigned to specific person or vehicle	Concessions vary – check locally	No – but must not cause an obstruction	No	Unlimited	No

Country	Can I use disabled person's parking bays?*	What is the position in car parks?	Are there any parking restrictions for badge holders on roads?	Do I have to pay to park when parking on roads?	How long can I park for on roads?	Can I park in pedestrianised zones?
<b>France</b>	Yes	Concessions vary – check locally	Yes – where all parking prohibited	Yes – where payment required	Unlimited	No
<b>Germany</b>	Yes – unless assigned to specific person or vehicle	Concessions vary – check locally	Yes – can only park up to 3 hours where restrictions apply and must not cause an obstruction	No	Unlimited	No – unless signs permit



Country	Can I use disabled person's parking bays?*	What is the position in car parks?	Are there any parking restrictions for badge holders on roads?	Do I have to pay to park when parking on roads?	How long can I park for on roads?	Can I park in pedestrianised zones?
<b>Greece</b>	Yes – unless assigned to specific person or vehicle	Free parking in some car parks	Yes – where all parking prohibited	Yes – where payment required	Unlimited	No
<b>Hungary</b>	Yes	Free parking in some car parks	Yes – can only park up to 1 hour where restrictions apply providing that there are no loading restrictions.	Yes – but free for 1 hour	1 hour	No – unless signs permit

Country	Can I use disabled person's parking bays?*	What is the position in car parks?	Are there any parking restrictions for badge holders on roads?	Do I have to pay to park when parking on roads?	How long can I park for on roads?	Can I park in pedestrianised zones?
Iceland	Yes – unless assigned to specific person or vehicle	No concessions	Yes – where all parking prohibited	Yes – charges vary	Time limits vary	No
Ireland	Yes	Concessions vary – check locally	Yes – where all parking prohibited	Yes – charges vary	Time limits vary	No
Italy	Yes – unless assigned to specific person or vehicle, or if the bay is marked with a yellow line	Free parking provided in bays marked for disabled people	Yes – where all parking prohibited	Yes – where payment required	Unlimited	No – unless signs permit

Country	Can I use disabled person's parking bays?*	What is the position in car parks?	Are there any parking restrictions for badge holders on roads?	Do I have to pay to park when parking on roads?	How long can I park for on roads?	Can I park in pedestrianised zones?
Latvia	Yes	No concessions	Yes	Yes	Time limits apply	No
Liechtenstein	Yes	No concessions	Yes	Yes	Time limits apply	No
Lithuania	Yes	Free parking in some car parks in bays reserved for disabled people	No – but must not cause an obstruction	No payment in spaces marked with a wheelchair symbol	Unlimited	No – unless signs permit
Luxembourg	Yes – unless assigned to specific person or vehicle	No concessions	Yes	Yes	Time limits apply	No
Malta	Yes	Concessions vary – check locally	Check locally	Yes – check locally	Check with Maltese authorities	Check locally

Country	Can I use disabled person's parking bays?*	What is the position in car parks?	Are there any parking restrictions for badge holders on roads?	Do I have to pay to park when parking on roads?	How long can I park for on roads?	Can I park in pedestrianised zones?
<b>Netherlands</b>	Yes – unless assigned to specific person or vehicle	No concessions	Yes – can only park up to 3 hours where restrictions apply but must not cause an obstruction	Yes – where payment required	Time limits apply	No
<b>Norway</b>	Yes – unless assigned to specific person or vehicle	Free parking in some car parks in bays reserved for disabled people	Yes – where all parking prohibited	No	Unlimited unless sign restricts time for badge holders	No
<b>Poland</b>	Yes	No concessions	Yes – where all parking prohibited	No	Unlimited	No – unless signs permit

Country	Can I use disabled person's parking bays?*	What is the position in car parks?	Are there any parking restrictions for badge holders on roads?	Do I have to pay to park when parking on roads?	How long can I park for on roads?	Can I park in pedestrianised zones?
<b>Portugal</b>	Yes – unless assigned to specific person or vehicle	Free parking in some car parks	Yes	Yes	Time limits apply	No
<b>Romania</b>	No information available	No information available	No information available	No information available	No information available	No information available
<b>Slovakia</b>	Yes – unless assigned to specific person or vehicle	Concessions in some car parks	Yes – where all parking prohibited	No payment in spaces marked for badge holders	Time limits apply	No


Country	Can I use disabled person's parking bays?*	What is the position in car parks?	Are there any parking restrictions for badge holders on roads?	Do I have to pay to park when parking on roads?	How long can I park for on roads?	Can I park in pedestrianised zones?
<b>Slovenia</b>	Yes	Free parking in some car parks	Yes – can only park up to 2 hours where restrictions apply but must not cause an obstruction	Yes – where payment required	Time limits apply	No
<b>Spain</b>	Yes	Concessions vary – check locally	Yes – where all parking prohibited	Yes – check locally	Time limits apply but vary	No – unless signs permit

Country	Can I use disabled person's parking bays?*	What is the position in car parks?	Are there any parking restrictions for badge holders on roads?	Do I have to pay to park when parking on roads?	How long can I park for on roads?	Can I park in pedestrianised zones?
<b>Sweden</b>	Yes	Concessions vary – check locally	Yes – can only park up to 3 hours where restrictions for others but must not cause an obstruction	Yes – check locally	Time limits apply but vary	Check locally
<b>Switzerland</b>	Yes – unless assigned to specific person or vehicle, or if the bay is marked with a yellow line	Concessions vary – check locally	Yes – where all parking prohibited	Yes – where payment required	Time limits apply but vary	Check locally

# Toll concessions for Blue Badge holders

Badge holders are exempt from tolls at certain river crossings, bridges and tunnels. Further details of these concessions are set out below. This advice is also on the DfT website at [www.dft.gov.uk](http://www.dft.gov.uk)

In some cases you will have to apply in advance to qualify for a concession. This information was correct as of October 2007. As toll operators sometimes vary their concessions it is a good idea to check with the owners or operators before you travel.





**Cleddau Toll Bridge  
(A477 Pembroke Dock, Pembrokeshire)**

Concessions are available to people who receive the higher rate of the mobility component of the Disability Living Allowance and are exempt from vehicle excise duty (road tax).

You can get an application form from:

The Bridge Supervisor,  
Cleddau Toll Bridge, Pembroke Dock,  
Pembrokeshire SA72 6ED

Tel: 01646 683517

Website: [www.pembrokeshire.gov.uk/bridge](http://www.pembrokeshire.gov.uk/bridge)

**Clifton Suspension Bridge  
(B3129 West of Bristol)**

A special rate of £5 provides unlimited crossings to those who receive the higher rate of the mobility component of the Disability Living Allowance, but you will be asked to prove your entitlement. Apply to:

The Bridge Master's Office,  
Clifton Suspension Bridge, Leigh Woods  
Bristol BS8 3PA

Tel: 0117 973 2122/0117 973 1579

Email: [bridgemaster@clifton-suspension-bridge.org.uk](mailto:bridgemaster@clifton-suspension-bridge.org.uk)

Website: [www.clifton-suspension-bridge.org.uk](http://www.clifton-suspension-bridge.org.uk)

### **Dartford – Thurrock River Crossing (River Thames)**

People who are exempt from vehicle excise duty (road tax) can cross for free.

Tel: 01322 221222

Email: [admin@dartforddrivercrossing.co.uk](mailto:admin@dartforddrivercrossing.co.uk)

Website: [www.dartforddrivercrossing.uk](http://www.dartforddrivercrossing.uk)

### **Forth Road Bridge (Near Edinburgh)**

Blue Badge holders are exempt from tolls. You can order timesaving books of exemption vouchers by post from:

Customer Care, Freepost (EH72),  
The Forth Estuary Transport Authority,  
Forth Road Bridge Admin Offices,  
South Queensferry,  
West Lothian EH30 9SF

Tel: 0131 319 1699

Email: [customercare@feta.gov.uk](mailto:customercare@feta.gov.uk)

Website: [www.feta.gov.uk](http://www.feta.gov.uk)

### **Humber Bridge (Near Hull)**

Exemptions are available for those who receive the higher rate of the mobility component of the Disability Living Allowance and who are exempt from vehicle excise duty (road tax). Exemption vouchers are issued to the disabled person for use when crossing the bridge in their tax-exempt vehicle. Please apply in writing to:

The Humber Bridge Board, Ferriby Road,  
Hessle, East Yorkshire HU13 OJG

Tel: 01482 647161

Email: [mail@humberbridge.co.uk](mailto:mail@humberbridge.co.uk)

Website: <http://humberbridge.co.uk>

### **Itchen Bridge (A3025 Woolston – Southampton)**

Frequent users of the bridge can apply for a concession which is available to those in receipt of the higher rate of the mobility component of the Disability Living Allowance. Apply for an identity card and tokens to Itchen Bridge at the address below. Alternatively, those exempt from payment of vehicle excise duty (road tax) may cross free of charge. Please have your Blue Badge ready to show when passing through the toll.

Disabled Concession Department,  
Itchen Toll Bridge, Portsmouth Road,  
Woolston, Southampton SO19 9AD

Tel: 023 8043 1040

## **M6 Toll (North of Birmingham)**

Those eligible must apply in advance for an M6 Toll Mobility Exemption Pass for their nominated vehicle. No other evidence of disability will be accepted.

Those in receipt of the higher rate mobility component of the Disability Living Allowance and those exempt from vehicle excise duty (road tax) should apply to Midland Expressway Limited. The Mobility Exemption Pass is for sole use on the M6 Toll and allows free passage for the nominated vehicle only, when the eligible person is present.

The pass is valid for three years and there is an administration charge of £15. The administration charge also applies to change of vehicle details and pass renewals.

You can get an application form by contacting the: Customer Account Team or download one from the M6 Toll website.

Tel: 0870 850 6262

E-mail: [customer.services@m6toll.co.uk](mailto:customer.services@m6toll.co.uk)

Web: [www.m6toll.co.uk](http://www.m6toll.co.uk)

For a downloadable application form, go to pricing (top of page), then Exemption (left of Page).

Organisations which are recognised by the Secretary of State for Transport and which operate a vehicle used for carrying disabled people can also use the M6 Toll free of charge by applying in advance for a Mobility Exemption Pass. There is a £15 administration charge for these applications also.

## **Mersey Tunnel (Liverpool – Wirral)**

Concessions are available to people who are in receipt of the higher rate of the mobility component of Disability Living Allowance, or if over 65, the highest rate of Attendance Allowance.

You must apply in writing to:

The General Manager, The Mersey Tunnels,  
Georges Dock Building, Georges Dock Way,  
Pier Head, Liverpool L3 1DD

Tel: 0151 236 8602

Email: [enquiries@merseytunnels.co.uk](mailto:enquiries@merseytunnels.co.uk)

Website: [www.merseytunnels.co.uk](http://www.merseytunnels.co.uk)

## **Severn Bridge and Second Severn Crossing (M4 England – Wales)**

Exemptions are available for Blue Badge holders.

When you arrive at a staffed toll booth, you should hand your Blue Badge to the toll collector. The toll collector will check the badge and that the badge holder is in the vehicle. They will also record the badge details. The badge holder will then be asked to sign a form. If they are unable to sign, the driver can sign on their behalf. The badge will be returned and the barrier raised.

Tel: 01454 635000

Email: [enquiries@severnbridge.co.uk](mailto:enquiries@severnbridge.co.uk)

Web: [www.severnbridge.co.uk](http://www.severnbridge.co.uk)

### **Tamar Bridge (A38 Plymouth – Liskeard)/ Torpoint Ferry (A374 Plymouth – Torpoint)**

Free vouchers are available to people who:

- receive the higher rate of the mobility component of the Disability Living Allowance;
- receive War Pensioners Mobility Supplement;
- are exempt from paying vehicle excise duty (road tax); or
- are registered blind.

You must apply for free vouchers before you travel. You can have up to 100 vouchers a year after you send proof of your entitlement and a passport photograph to the Joint Committee. Send a stamped addressed envelope with all enquiries.

You can get full details from:

The Tamar Bridge and  
Torpoint Ferry Joint Committee,  
2 Ferry Street, Torpoint, Cornwall PL11 2AX

Tel: 01752 812233

Email: [mobility@torpointferry.org.uk](mailto:mobility@torpointferry.org.uk)

Website: [www.tamarbridge.org.uk](http://www.tamarbridge.org.uk)

### **Tay Road Bridge (Newport-on-Tay – Dundee)**

Exemptions are available for Blue Badge holders.

### **Tyne Tunnel (Near Newcastle)**

Exemptions are available for those who do not have to pay vehicle excise duty (road tax).

Tel: 0191 262 4451

Email: [info.tynetunnels@newcastle.gov.uk](mailto:info.tynetunnels@newcastle.gov.uk)

Website: [www.tynetunnel.info/wps/wcm/connect/Tunnel](http://www.tynetunnel.info/wps/wcm/connect/Tunnel)

**Whitchurch Bridge  
(B471 Pangbourne – Whitchurch)**

Exemptions are available to those exempt from payment of vehicle excise duty (road tax) or those who use a vehicle provided under the Motability scheme. You will need to pre-register using the disabled driver registration form. You can download this from the website – address below – or ask for a copy from the toll collectors.

Email: [secretary@whitchurchbridge.com](mailto:secretary@whitchurchbridge.com)

Website: [www.whitchurchbridge.com](http://www.whitchurchbridge.com)

**Whitney on Wye Bridge  
(B4350 Whitney – Hay-on-Wye)**

Blue Badge holders can cross at half price.

Local Authorities automatically receive a copy of this leaflet with every Blue Badge that they order from the Stationery Office.

Members of the public can order additional copies of this leaflet (ref T/INF/1214) from:

DfT Publications

Tel: 0870 1226 236

Fax: 0870 1226 237

Textphone: 0870 1207 405

or online via [www.publications.dft.gov.uk](http://www.publications.dft.gov.uk)

Produced by the  
Department for Transport

October 2007

© Crown Copyright 2007

Product Code T/INF/1214

**75%** recycled  
When you have finished with  
this leaflet please recycle it



*Department for*  
**Transport**