



GT46/10/117

**ROAD TRAFFIC REGULATION ACT 1984 - SECTIONS 64 AND 65
AUTHORISATION OF TRAFFIC SIGNS AND SPECIAL DIRECTIONS**

The Secretary of State for Transport, in exercise of her powers under Sections 64 and 65 of the Road Traffic Regulation Act 1984, and of all other powers enabling her in that behalf, for the purpose of informing road users of an area of road in Ghyllgrove that may be used only by buses and other specified classes of traffic, hereby:-

1. authorises the erection at or within 5 metres of the sites marked 'S3' on the attached plan numbered GT46/10/117(Pt2)-2 of a traffic sign (hereinafter referred to as "the authorised sign A") conforming as to size, colour and character with that shown on the attached working drawing numbered NP 959.11; and
2. authorises the erection at or within 5 metres of the sites marked 'S4', 'S5' and 'S6' on the said plan of a traffic sign consisting of a plate (hereinafter referred to as "the authorised plate") conforming as to size, colour and character with that indicated correspondingly on the attached drawing numbered GT46/10/117(Pt2)-3; and
3. authorises the erection at or within 5 metres of the sites marked 'S7' on the said plan of a traffic sign (hereinafter referred to as "the authorised sign B") conforming as to size, colour and character with that indicated correspondingly on the said drawing; and
4. authorises the erection at or within 5 metres of the sites marked 'S11', 'S12', 'S13', and 'S14' on the said plan of a traffic sign (hereinafter referred to as "the authorised sign C") conforming as to size, colour and character with that indicated correspondingly on the said drawing; and



GT46/10/117

5. authorises the erection at or within 5 metres of the sites marked 'S15', on the said plan of a traffic sign (hereinafter referred to as "the authorised sign D") conforming as to size, colour and character with that indicated correspondingly on the said drawing; and
6. directs that, notwithstanding the provisions of Direction 18(3) of the 2002 Regulations, the road markings shown in diagram 1048 and 1049 in Schedule 6 to the 2002 Regulations may be used with the authorised sign B; and
7. directs that, notwithstanding the provisions of Direction 20(1) of the Traffic Signs General Directions 2002 (Part II of SI 2002/3113, "the 2002 Directions"), the authorised plate may only be placed in combination with the sign shown in diagram 953 in Schedule 5 to the Traffic Signs Regulations 2002 (Part I of SI 2002/3113, "the 2002 Regulations"), at the sites indicated on the said plan; and
8. directs that it is a condition of this authorisation that the authorised sign A, B, C, D and the authorised plate may be placed only to indicate the effect of a corresponding Traffic Regulation Order; and
9. directs, without prejudice to any statutory provision to the like effect, that it is a condition of this authorisation that the erection of the authorised sign A, B, C, D and authorised plate at or near the said sites shall continue to have effect only until such day as may be appointed by one month's notice given by the Secretary of State in writing to the traffic authority for the removal or alteration of the authorised sign A, B, C, D and authorised plate and on that day the said authorisation shall, without prejudice to the giving of any further authorisation or direction, cease to have effect.



GT46/10/117

The provisions of Regulations 12, 18 and 19 of the 2002 Regulations shall apply to the authorised sign A in the same manner as they apply to the sign shown in diagram 959 in Schedule 5 to those Regulations.


The provisions of Regulations 12, and 20 of the 2002 Regulations shall apply to the authorised plate in the same manner as they apply to the sign shown in diagram 953.2 in Schedule 5 to those Regulations.

The provisions of Regulations 12, 18 and 19 of the 2002 Regulations shall apply to the authorised sign B in the same manner as they apply to the sign shown in diagram 2134 in Schedule 7 to those Regulations.

The provisions of Regulations 12, 18 and 19 of the 2002 Regulations shall apply to the authorised sign C in the same manner as they apply to the sign shown in diagram 2114 in Schedule 7 to those Regulations.

The provisions of Regulations 12, 18 and 19 of the 2002 Regulations shall apply to the authorised sign D in the same manner as they apply to the sign shown in diagram 2114 in Schedule 7 to those Regulations.

Dated... 2 November 2009
Signed by authority of the Secretary of State



.....
A Grade 7 Official of the Department for Transport



Drawing No.

NP 959.11

Related Drawings

S 24 & S 25

© CROWN COPYRIGHT

NOTES: 1. The legend is from the Transport Medium alphabet at the x-heights shown. The word 'local' on the bus is from the Transport Heavy alphabet.

2. Symbol details are given on drawings S 24 and S 25. The symbols must always face left.

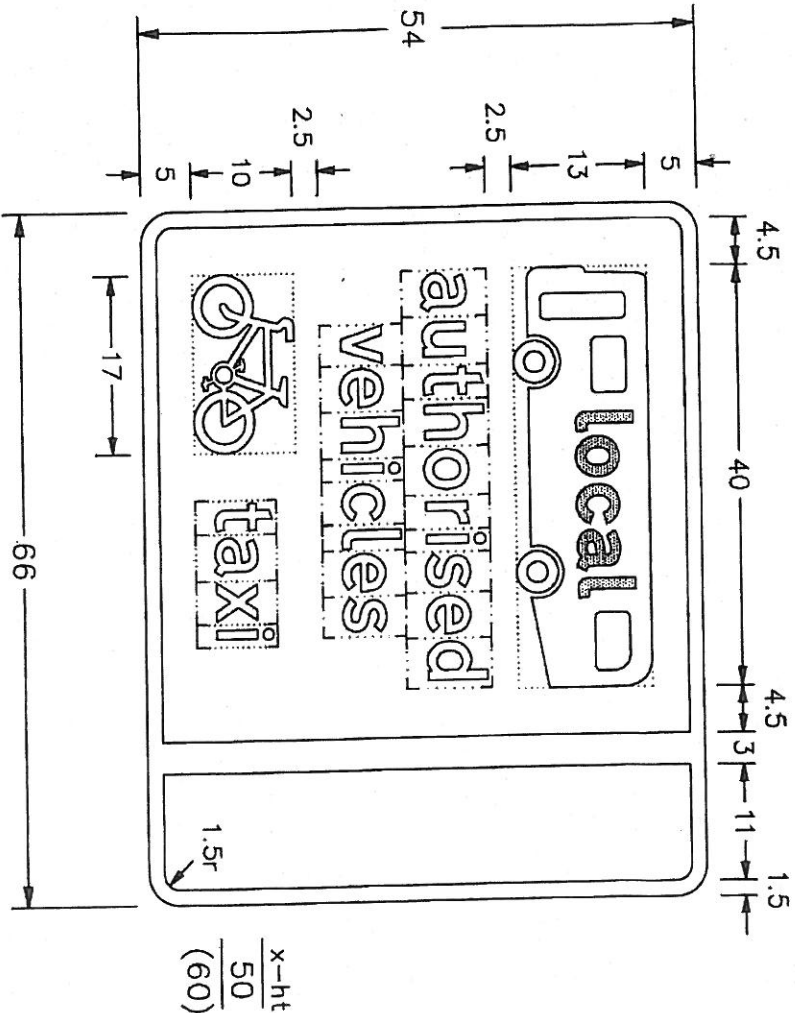
3. The tile outlines do not form part of the sign.

4. COLOURS : Background ----- BLUE
Legend, Symbols & Border ---- WHITE
Legend on bus symbol ----- BLACK

5. DIMENSIONS : x-heights are in millimetres, other dimensions are in stroke widths. (4sw = x-height)

6. VARIANTS : The legend 'taxi' may be omitted. The legend 'local' may be omitted and the bus symbol replaced with the one shown on drawing S 25 sheet 1.

7. A time plate may be added in the same colours (see drawing P 961).



$$\frac{x-ht}{50} \\ (60)$$

P959x11

Department for
Transport

Title:

Regulatory Sign

BUS and AUTHORISED VEHICLES LANE

Issue: Date:

A: 16.2.06

B:

C:

Drawn by:

L.W.

Approved by:

R.M.

Dimensions:

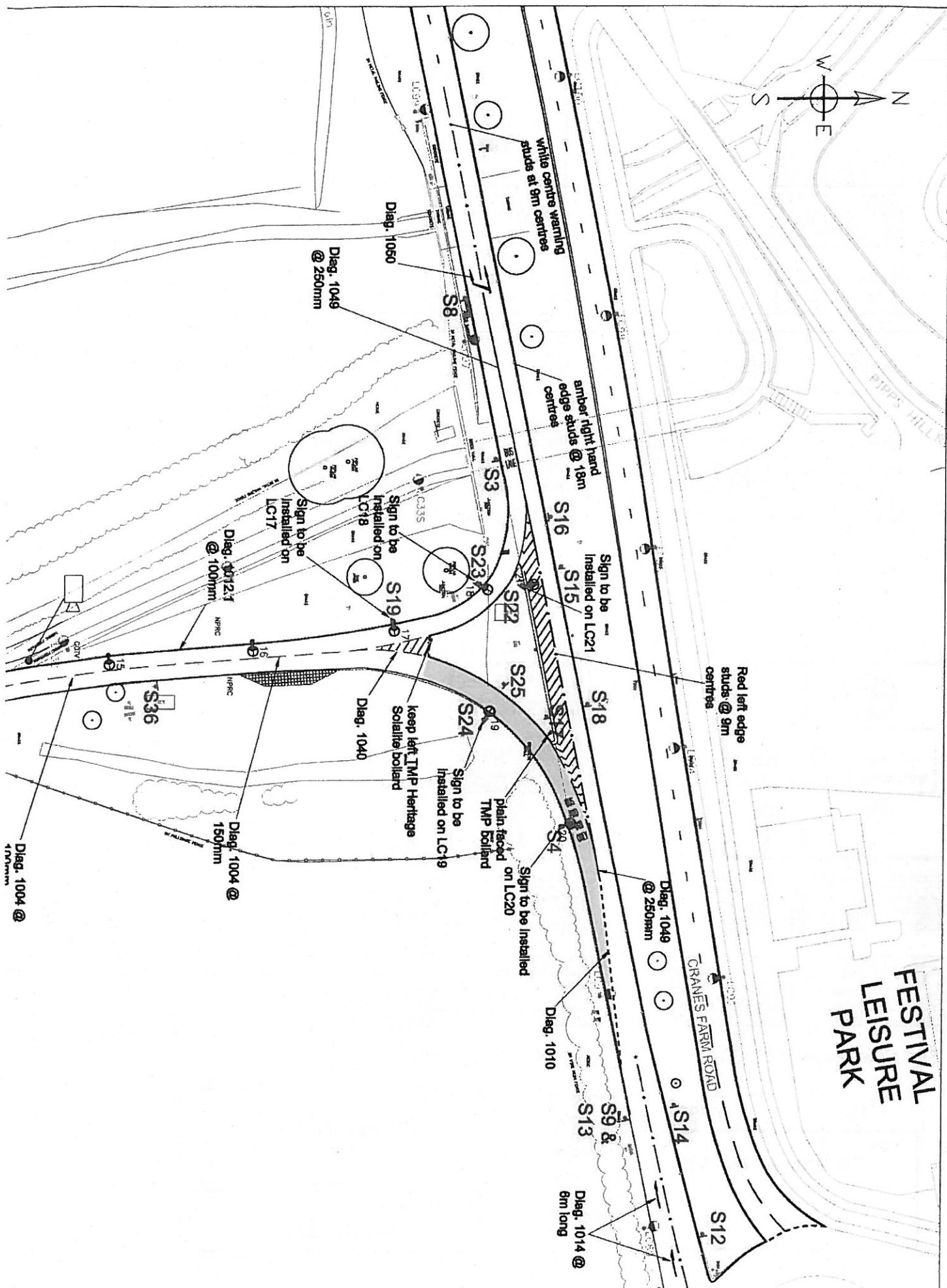
SEE

NOTE 5

Drawing No.

NP 959.11

Before using this drawing, confirm that it has not been superseded.





Scheme Ref.	Ghyllgrove Bus Link - Rev F
Sign Reference	S4 to S6
Letter colour	BLACK
Background	WHITE
Border	BLACK
Material	Class Ref RA2
Area	1.98sq.m

POST(S) & FOUNDATIONS			
Mounting Height	1600mm	Bases	Combined
Number	2	Base Width	1500mm
Size	114.3x5CHS	Base Length	1200mm
Length	3815mm	Base Depth	600mm
Centres	900mm	Base Vol. o/a	1.08 m3
Illumination	No	Earth Cover	150mm

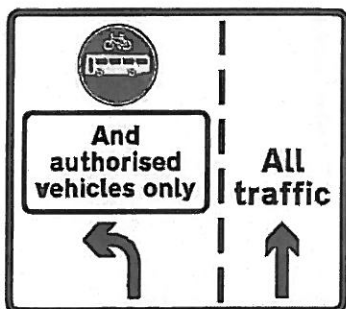
Sign References S4 to S6



Scheme Ref.	Ghyllgrove Bus Link - Rev F
Sign Reference	S7
Letter colour	BLACK
Background	WHITE
Border	BLACK
Material	Class Ref RA2
Area	1.55sq.m

POST(S) & FOUNDATIONS			
Mounting Height	1600mm	Bases	Combined
Number	2	Base Width	1300mm
Size	114.3x5CHS	Base Length	1200mm
Length	3785mm	Base Depth	600mm
Centres	700mm	Base Vol. o/a	0.94 m3
Illumination	No	Earth Cover	150mm


Sign References S7



Scheme Ref.	Ghyllgrove Bus Link - Rev H
Sign Reference	S11 to S14
Letter colour	BLACK
Background	WHITE
Border	BLACK
Material	Class Ref RA2
Area	2.18sq.m

POST(S) & FOUNDATIONS			
Mounting Height	1600mm	Bases	Combined
Number	2	Base Width	1800mm
Size	114.3x5CHS	Base Length	1200mm
Length	3840mm	Base Depth	600mm
Centres	1200mm	Base Vol. o/a	1.30 m3
Illumination	No	Earth Cover	150mm

Sign References S11 to S14



Scheme Ref.	Ghyllgrove Bus Link
Sign Reference	S15
Letter colour	BLACK
Background	WHITE
Border	BLACK
Material	Class Ref 1
Area	2.27sq.m

POST(S) & FOUNDATIONS			
Mounting Height	2100mm	Bases	Combined
Number	2	Base Width	1800mm
Size	114.3x5CHS	Base Length	1300mm
Length	4275mm	Base Depth	700mm
Centres	1200mm	Base Vol. o/a	1.84 m3
Illumination	No	Earth Cover	125mm

Sign References S15

AYS
I
E,
J

Scale NTS	Date 07/09
Project Ghyllgrove - Bus Link	

Drawn by PGW
Checked PGW
Issue Auth.

Drawing DfT Approval Signs
Drawing Number PGW/07/09/01J

Department for Transport

Date **2 November 2009**

No. **GT 46/10/117 (PA 2)-2**

Diag. 1004.1
@ 150mm

S11
S32

Sign to be installed
on LC83

Department for Transport

Date **2 November 2009**

No. **GT 46/10/117 (PA 2)-2**

Diag. 1004.1
@ 150mm

S11
S32


Sign to be installed
on LC83

Sign References S1 and S2

REMOVED

POST 33 & REGULATIONS		Sign Reference S1		Sign Reference S2	
Location	Size	Location	Size	Location	Size
London	115 x 200	London	115 x 200	London	115 x 200
London	115 x 200	London	115 x 200	London	115 x 200
London	115 x 200	London	115 x 200	London	115 x 200
London	115 x 200	London	115 x 200	London	115 x 200
London	115 x 200	London	115 x 200	London	115 x 200

Sign References S3



POST 33 & REGULATIONS		Sign Reference S3	
Location	Size	Location	Size
London	115 x 200	London	115 x 200
London	115 x 200	London	115 x 200
London	115 x 200	London	115 x 200
London	115 x 200	London	115 x 200
London	115 x 200	London	115 x 200

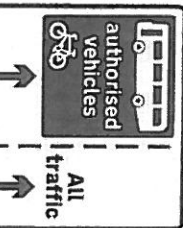
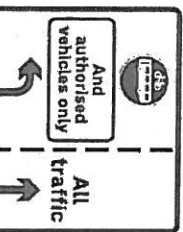
POST 33 & REGULATIONS		Sign Reference S4	
Location	Size	Location	Size
London	115 x 200	London	115 x 200
London	115 x 200	London	115 x 200
London	115 x 200	London	115 x 200
London	115 x 200	London	115 x 200
London	115 x 200	London	115 x 200

POST 33 & REGULATIONS		Sign Reference S6	
Location	Size	Location	Size
London	115 x 200	London	115 x 200
London	115 x 200	London	115 x 200
London	115 x 200	London	115 x 200
London	115 x 200	London	115 x 200
London	115 x 200	London	115 x 200

Sign References S7

POST 33 & REGULATIONS		Sign Reference S7	
Location	Size	Location	Size
London	115 x 200	London	115 x 200
London	115 x 200	London	115 x 200
London	115 x 200	London	115 x 200
London	115 x 200	London	115 x 200
London	115 x 200	London	115 x 200

End of
bus lane



POST 33 & REGULATIONS		Sign Reference S8	
Location	Size	Location	Size
London	115 x 200	London	115 x 200
London	115 x 200	London	115 x 200
London	115 x 200	London	115 x 200
London	115 x 200	London	115 x 200
London	115 x 200	London	115 x 200

POST 33 & REGULATIONS		Sign Reference S9	
Location	Size	Location	Size
London	115 x 200	London	115 x 200
London	115 x 200	London	115 x 200
London	115 x 200	London	115 x 200
London	115 x 200	London	115 x 200
London	115 x 200	London	115 x 200

POST 33 & REGULATIONS		Sign Reference S11	
Location	Size	Location	Size
London	115 x 200	London	115 x 200
London	115 x 200	London	115 x 200
London	115 x 200	London	115 x 200
London	115 x 200	London	115 x 200
London	115 x 200	London	115 x 200

POST 33 & REGULATIONS		Sign Reference S15	
Location	Size	Location	Size
London	115 x 200	London	115 x 200
London	115 x 200	London	115 x 200
London	115 x 200	London	115 x 200
London	115 x 200	London	115 x 200
London	115 x 200	London	115 x 200

Sign Reference S8

Sign References S9 and S10

Sign References S11 to S14

Sign Reference S15

If there are any discrepancies in this drawing they should be referred to the South Area Highways Manager before proceeding.
Only figured dimensions are to be worked to, all dimensions are in metres unless otherwise noted.

KEY

- PROPOSED BUFF
- TACTILE PAVING
- PROPOSED BUFF
- CORDURON PAVING
- PROPOSED PEDESTRIAN
- STANDARD GUARDRAIL
- GUARDRAIL TYPE V4
- NEW TRAFFIC SIGN
- NUMBER PLATE
- RECOGNITION CAMERA

- NEW BM LAMP
- NEW 10M LAMP
- EXISTING LAMP
- COLUMN TO REMAIN

NOTES

All diagrams refer to The Traffic Signs Regulations and General Directions 2002

All carriageway markings to be of reflective white thermoplastic

Dual

