





































Key to All Restriction Types set up within ParkMap

	24 Hour Clearway
	Controlled Zone
	No Loading At Any Time
	Prohibition of motor vehicles
	Restricted Zone
	test
	No Loading
	No waiting at any time
	No Waiting
	Limited Waiting
	Pay and Display
	Resident Parking
	Motorcycle Parking
	Disabled Parking
	Loading Bay
	Other Parking Bay
	Entrance Clearway
	Taxi Rank (24hr)
	Bus Stop Clearway
	Taxi Rank
	Bus Stop Cage
	Bus Lane
	One Way Traffic
	Prohibition of Driving
	Pedestrian Crossing
	Box Junction
	No Right Turn
	Missing Line
	Non-regulation Line
	(Line) End Marker
	(Bay) End Marker
	Field Note
	Street Check
	Sign Plate
	Parking Compliance
	Signing Required