
STATUTORY INSTRUMENTS

2016 No. 362

ROAD TRAFFIC

The Traffic Signs Regulations and General Directions 2016

Made - - - - - 16th March 2016

Laid before Parliament 22nd March 2016

Coming into force - - - 22nd April 2016

CONTENTS

PART 1

THE TRAFFIC SIGNS REGULATIONS 2016






1.	Citation, commencement and extent	6
2.	Interpretation	7
3.	Prescription of signs	7
4.	Authorisations	8
5.	Letters, numerals and other characters	8
6.	Expressions of time and distance and for parking restrictions	9
7.	Dimensions and design of signs	9
8.	Illumination of upright signs and associated plates	11
9.	Illumination – road markings	11
10.	Height of road markings and size of studs fitted with reflectors, retroreflecting material or a light source	11
11.	Diagram Colours	12
12.	Mutual recognition of standards	12
13.	Revocations	12
14.	Transitional and savings provisions	12
15.	Provision for review of these Regulations	13

PART 2


THE TRAFFIC SIGNS GENERAL DIRECTIONS 2016

1.	Citation, commencement and extent	14
2.	Interpretation	14
3.	Application of general directions	14
4.	General provision about upright signs and associated plates and structure warning markings	14
5.	General provision about placing of signs on vehicles	14
6.	General provision about the removal of temporary signs	14
7.	Studs that provide illumination	15

Sign table — Schedule 3, Part 2

(1) Item	(2) Description	(3) Diagram	(4) Sign diameter	(5) Associated plate legend (by reference to an item number in the Part 3 sign table)	(6) Applicable provisions in Part 4	(7) Schedule 3 General Directions
29	Diagram 956 Route for use by pedal cycles and pedestrians only		100, 150, 270, 300, 450, 600		4 (but only sub-paragraph (5))	1, 2
30	Diagram 956.1 Route for use by pedal cycles, horses and pedestrians only		100, 150, 270, 300, 450, 600, 750		4 (but only sub-paragraph (5))	1, 2
31	Diagram 956.2 Route for use by pedal cycles, horse-drawn vehicles and pedestrians only		100, 150, 270, 300, 450, 600, 750		4 (but only sub-paragraph (5))	1, 2
32	Diagram 957 Route comprising two ways for use by pedal cycles only and by pedestrians only, with those ways separated by the marking provided for at item 7 or 8 of the table in Part 6 of Schedule 9, or by physical means, (Alternative types)		100, 150, 270, 300, 450, 600		4 (but only sub-paragraph (5))	1, 2
33	Diagram 953 Route for use by buses, pedal cycles and taxis only (Alternative types)		450, 600, 750, 900	8, 17, or both 8 and 17	1, 4, 7, 8	1

Sign table — Schedule 3, Part 2

(1) Item	(2) Description	(3) Diagram	(4) Sign diameter	(5) Associated plate legend (by reference to an item number in the Part 3 sign table)	(6) Applicable provisions in Part 4	(7) Schedule 3 General Directions
40	Diagram 953.1C Route for use by tramcars, buses, pedal cycles, solo motor cycles and taxis only (Alternative types)		600, 750, 900, 1200	8, 17, or both	1, 4, 7	1

PART 3

Legends for plates associated with circular signs

1. "One way".
2. "Dual carriageway".
- 3.—(1) Subject to sub-paragraphs (2), (3) and (4), "Except" and any of, or a combination of, the following:
 - (a) "buses";
 - (b) "local buses";
 - (c) "taxis";
 - (d) "cycles";
 - (e) "authorised vehicles";
- (2) "buses" and "local buses" must not be used together.
- (3) "and" or "&" must be inserted before the last legend where more than one is used.
- (4) "Except" must be varied to "except" when preceded by the legend described in paragraph 8.
4. "For" and a distance.
5. "End".

6. "Ice" or "Snowdrifts".
7. "Ice for" or "Snowdrifts for", and a distance.
8. A time period.
9. "Give way to oncoming vehicles".
10. "Give way to oncoming vehicles for" and a distance.
11. "Except" and "trams", "buses", "local buses", "cycles", "buses and cycles" or "local buses and cycles"; "and" may be varied to "&".
12. "Play Street except for access".
13. "Play Street" and a time period and "except for access".
14. "No vehicles".
- 15.—(1) Subject to sub-paragraphs (2) and (3), "Except" and any of, or a combination of, the following—
 - (a) "buses" or "local buses";
 - (b) "taxis";
 - (c) the disabled badge holder symbol;
 - (d) "permit holder" or "permit holders", and, where appropriate, a permit identifier;
 - (e) one of—
 - (i) "for access";
 - (ii) "for loading";
 - (iii) "for loading by" and the lorry symbol shown in the diagram at item 1 of the table in Part 2 of Schedule 8;
 - (iv) "for access to off-street premises".
 - (2) "and" or "&" must be inserted before the last legend where more than one is used.
 - (3) "Except" must be varied to "except" when preceded by the legend described in paragraph 8 or 12.
16. "No explosives" or "No inflammables or explosives".
17. "and authorised vehicles".

- (a) where that system of street-lighting is illuminated throughout the hours of darkness, the sign must be illuminated by internal or external lighting for so long as that system is illuminated and may also be reflectorised; or
 - (b) where that system of street-lighting is not illuminated throughout the hours of darkness—
 - (i) the sign must be illuminated by internal or external lighting for so long as that system is illuminated and must also be reflectorised; or
 - (ii) the sign must be illuminated throughout the hours of darkness by internal or external lighting and may also be reflectorised.
- (2) Sub-paragraph (1) only applies to the sign at item 4 of the Part 2 sign table when being used as a terminal sign.
- (3) Sub-paragraph (1) does not apply to a sign mounted on a self-righting bollard.
- (4) Sub-paragraph (1) does not apply to a sign placed temporarily to indicate road works or an obstruction.
- (5) Where the sign is mounted on a bollard fitted with a means of internal lighting, the sign must be illuminated throughout the hours of darkness by that means.
5. The sign need not be illuminated.
6. The sign may have different numerals to those shown in the diagram.
7. The word “taxi” may be omitted.
8. The cycle symbol may be omitted.

PART 5

The Schedule 3 General Directions

- 1.—(1) The sign must only be placed to indicate the effect of an Act, order, regulation, bylaw, resolution or notice which prohibits or restricts the use of the road by traffic.
- (2) When the sign is placed to indicate the point at which a restriction, requirement or prohibition begins or ends, it must be placed as near as practicable to that point.
- (3) Sub-paragraphs (1) and (2) do not apply to—
- (a) a sign provided for at item 1 of the Part 2 sign table, when placed on the central island of a roundabout or in combination with a plate displaying the legend “Dual carriageway”; and
 - (b) a sign provided for at item 2 of the Part 2 sign table (either without an associated plate or with a plate with the legend “Dual carriageway”), when placed on a road approaching its junction with a dual carriageway road.